

SANGHVI MOVERS LIMITED

Regd. Office : Survey No. 92, Tathawade,
Taluka - Mulshi, Pune, Maharashtra - 411033, INDIA
Tel. : 020-66744700, 020-27400700
E-mail : sanghvi@sanghvicranes.com
Web. : www.sanghvicranes.com
CIN No. : L29150PN1989PLC054143



REF: SML/SEC/SE/24-25/40

Date: 07 August 2024

By Online filing

BSE Limited

Phiroze Jeejeebhoy Towers,
Dalal Street, Mumbai- 400001

Kind Attn.: Ms. Pooja Sanghvi - Relationship Manager
Ref: Code No. 530073

National Stock Exchange of India Limited

Exchange Plaza, Bandra Kurla Complex
Bandra East, Mumbai - 400051

Kind Attn.: Mr. K. Hari - Asst. Vice President
Symbol: SANGHVIMOV

Sub: Submission of Annual Report

Dear Madam/Sir,

Pursuant to Regulation 30 and 34 read with Schedule V of the SEBI (Listing Obligations and Disclosure Requirements) Regulations, 2015, we are pleased to submit a copy of the Thirty-fifth Annual Report for the financial year 2023-2024, along with the Notice of the Annual General Meeting.

In compliance with all the applicable provisions of the Companies Act, 2013 ('the Act') and rules thereof, SEBI (Listing Obligations and Disclosure Requirements) Regulations, 2015, read with all applicable Circulars on the matter issued by Ministry of Corporate Affairs ('MCA') and SEBI (Listing Obligations and Disclosure Requirements) Regulations, 2015, MCA and the SEBI Circulars, the Annual Report and Notice of Thirty-fifth Annual General Meeting are being sent only by e-mail to all those shareholders, whose e-mail addresses are registered with the Company / Registrar & Transfer Agents / respective Depository Participants. The Notice and Annual Report will be uploaded on BSE Limited (www.bseindia.com), National Stock Exchange of India Limited (www.nseindia.com) and on Company's website (www.sanghvicranes.com).

You are requested to take the same on record and confirm.


Thanks & Regards,

For Sanghvi Movers Limited

CS Rajesh P. Likhite
Company Secretary & Chief Compliance Officer
Sanghvi Movers Limited

2024.08.07
19:56:06 +05'30'
2024.002.20965

Rajesh P. Likhite
Company Secretary &
Chief Compliance Officer



Encl.: As Above



SANGHVI MOVERS LIMITED

Annual Report

2023-24

QUANTUM

LEAP

CREATING BUSINESS VERTICALS



Index

FY 2023-24 Highlights
01 Theme introduction

02-15
Corporate overview

02 The Company at a glance
04 Offerings
06 Presence
08 Operating environment
12 Clientele
14 Key strengths

16-23
Performance review
16 Managing Director's message
18 Key performance indicators
22 Awards and accolades

24-35
ESG backbone
26 Environment
28 Social – People
32 Social – Community
34 Governance
36 Our leadership

37 Corporate information

38-119
Statutory reports
38 Notice
49 Directors' report
68 Management Discussion and Analysis
74 Report on Corporate Governance
92 Business Responsibility & Sustainability Report

120-178
Financial statements

FY 2023-24 Highlights

Financial

Rs. 647 Crores
Total income

Rs. 188 Crores
Profit after tax

68% YoY growth

Rs. 43.42
Earnings per share

Rs. 1,012 Crores
Net Worth in FY 2023-24

Rs. 287 Crores
Net Debt as on 31st March 2024

0.28:1
Debt:Equity Ratio

Rs. 334 Crores
Capex in FY 2023-24

Non-Financial

84%
Average capacity utilisation of crane fleet

34 Cranes
Purchased in FY 2023-24

2.2% per month
Average blended yield

Rs. 85 Lakhs
Total CSR expenditure

Disclaimer

This document contains statements about expected future events and financials of Sanghvi Movers Limited, which are forward-looking. By their nature, forward-looking statements require the Company to make assumptions and are subject to inherent risks and uncertainties. There is significant risk that the assumptions, predictions and other forward-looking statements may not prove to be accurate. Readers are cautioned not to place undue reliance on forward-looking statements as several factors could cause assumptions, actual future results and events to differ materially from those expressed in the forward-looking statements. Accordingly, this document is subject to the disclaimer and qualified in its entirety by the assumptions, qualifications and risk factors referred to in the Management Discussion and Analysis section of this Annual Report.



Scan this QR code to access investor-related information

Quantum Leap Creating Business Verticals

Sanghvi Movers Limited (SML) is the fourth-largest crane rental company in the world (ranked by International Cranes, June 2024) and India and Asia's largest. With a distinctive track record of three and a half decades, SML is ready for a quantum leap forward with a long-term value creation strategy and organisational restructuring into business verticals.

The Company is refining its core business and reimagining its future identity by establishing dedicated verticals for crane rental and renewable services focused on turnkey offerings and integrated logistics services. Each vertical will operate under independent leadership, with specific profit centres and distinguished strategies to maximise growth potential, enhance efficiency, and diversify risks.

This bold quantum leap sets the stage to witness the business verticals thrive independently, drive extensive innovation, and create sustainable and scalable engineering solutions. More than just a 'strategy', it is a commitment to excellence and readiness to create long-term value for stakeholders.





The Company at a glance

Exploring new frontiers

Sanghvi Movers Limited (SML) commands a significant presence in the global crane rental industry. It is recognised as the largest company in India and Asia, with an extensive fleet of over 346+ medium to large-sized heavy-duty telescopic and crawler cranes. These cranes have capacities ranging from 40 to 1,600 MT and effectively support a variety of industries, including power, steel, cement, fertilisers, petrochemicals, refineries, the wind energy sector, and metro projects.

The Company ensures seamless operations with an additional fleet of more than 100 high-bed trailers and 100 multi-axle lines for efficient transportation of cranes and parts, operating across 130+ job sites pan-India.

As a leader in the crane rental industry, the Company is actively exploring new business opportunities in turnkey solutions for the Renewable & Project EPC segment and meeting the evolving demands of its clients.

35+
Years of experience

346+
Total cranes in the fleet

14+
Crane depots

Key initiatives include:

- Leveraging vast experience and technical expertise
- Delivering efficient project execution
- Ensuring high-quality outcomes across various industries
- Offering a robust portfolio of services
- Addressing the end-to-end needs of clients



Vision

Delight the world through sustainable and scalable engineering solutions



Mission

Accelerate infrastructure development by delivering simple, technology-driven and innovative solutions to create maximum value for our stakeholders



Values

- Human dignity
- Ethics
- Agility
- Trust
- Courage
- Ownership



Offerings

Comprehensive crane solutions

SML, as a renowned provider of crane rental services, understands the varied industry-specific needs. The Company offers specialised solutions and supports industry operations with years of experience and a commitment to excellence, efficiency, reliability and safety.

Rental equipment

The Company offers fully integrated solutions for crane rentals and heavy lifting assignments from creation and planning to execution, earning clients' trust in SML's expertise and industry knowledge.



▶ SANY SCC16000A 1600MT crawler crane and Demag CC 2800-1 600MT support crane doing Splitter column section erection at Usar, Maharashtra site.

Turnkey offerings

Renewables

For the past 25 years, SML has been the leader and a preferred partner in crane rental services for the Indian wind energy sector. SML has a track record of erecting more than 15+ GW of WTG's in India. The Company constantly evolves to support the industry's changing needs, including higher turbine heights and complex installation requirements. With the advent of more significant and broad-based solutions demanded by the industry, SML will likely redefine its growth strategy and align its vision to meet these new needs, becoming a full fledged turnkey solutions provider.

SML scope

- Project management and engineering solutions
- Logistics of wind turbine components
- Development and operations of zero point (storage) yards
- Inter-carting of wind turbine components within the wind farm
- Heavy duty cranes for turbine erection
- Turbine installation and commissioning services
- Balance of plant services, including the complete electrical and civil packages

Project EPC

SML has been the leader and preferred partner in crane rental services for over thirty years, serving clients in various core sectors such as refinery and petrochemicals, fertilisers, power, cement, steel, and heavy civil infrastructure projects. The quality of its crane rental services has been acknowledged by valued partners on numerous occasions, even as the rental industry's demographics change. SML aims to address new challenges by offering nationwide solutions with a large fleet of heavy cranes and comprehensive heavy lift services for project and shutdown activities.

SML scope

- Project management and engineering solutions, including lifting and rigging studies for all heavy lifts
- Specialised lifting tools, tackles, and knowledgeable rigging and lifting expertise
- Fabrication, structures modularisation, erection piping, ducting, project logistics, civil activities, including foundation preparation and alignment, fireproofing, and electronic instrumentation
- Ensures the execution complete project execution and delivers a composite service on site
- Partners with clients from the pre-bid stage to provide complete optimum heavy lift solutions

Major industries served



Steel

Offers a specialised fleet of cranes designed to withstand the demanding conditions of steel-related tasks. Leveraging its extensive knowledge of the steel industry, SML provides tailored solutions for the installation and maintenance of crucial machinery, including blast furnaces, converters, and rolling mills; enhances operational efficiency by expediting loading and unloading processes, improving stockyard administration, and facilitating the movement of steel coils, plates, beams, and other essential materials.



Heavy engineering

Provides a wide variety of sturdy, high-tech cranes expertly crafted to ensure smooth operations and effective completion of even the most intricate heavy engineering projects.



Oil and Gas

Delivers customised all-terrain and rough-terrain cranes that work in complex and demanding environments.



Power

Offers an extensive array of cranes specially designed to fulfil the distinct demands and rigorous specifications of projects related to electricity/power.



Renewable wind energy

Presents a comprehensive selection of cranes to provide solutions for all wind power projects. This approach guarantees faultless execution and involves site planning, equipment selection, logistics management, and project execution.



Cement

Supplies customised cranes to manage heavy lifting jobs required for the installation and upkeep of essential machinery used in the manufacturing of cement, including mills, silos, crushers, and kilns.

Presence

Expansive footprint

SML seamlessly connects diverse geographies nationwide through its strategic presence, ensuring optimal service delivery and reinforcing its commitment to being where clients need it most. The Company's adaptability and expansive operational capabilities span from metropolitan hubs to remote industrial sites.



14+
Regional depots across India

10
States

1
Union territory



Map not to scale

● Head office (HO) ● Regional depots ● Regional office

▶ Liebherr LR 1400-2 400MT Crawler crane doing bridge girder erection in Chandni Chowk, Pune site.

Operating environment

Navigating through the business landscape

The Company's dynamic operating environment informs and propels its strategic decisions by navigating complex regulatory landscapes and capitalising on emerging market trends. This deep understanding of its environment enables SML to anticipate changes, adapt quickly, and maintain a competitive edge.



▶ Liebherr LR 1400-2 400 MT Crawler crane doing structure module frame erection at Baruni, Bihar - one of our EPC projects

Construction



- India's construction market size reached USD791.9 billion in 2023
- Expected CAGR of over 5% during 2025-2028
- Growth driven by investments in renewable energy and industrial projects
- Key sectors and growth drivers are examined, alongside emerging trends and potential risks and opportunities shaping future growth

Power



- With a generation capacity of 442.85 GW, India is the third-largest producer and consumer of electricity in the world
- Although power generation has grown more than hundred-fold since independence, growth in demand has been even higher due to accelerating economic activity
- In FY 2023-24 (until January 2024), the power generation in India was 1,452.42 BU
- For FY 2023-24, the electricity generation target from conventional sources has been fixed at 1,750 BU, comprising 1,324.11 BU of thermal energy, 156.70 BU of hydro energy, 46.19 BU of nuclear energy, 215 BU of renewable energy system (RES) (excluding hydro), and 8 BU to be imported from Bhutan
- India's power consumption grew over 8% to 127.79 BU in February 2024 compared to the year-ago period

Renewable energy



- India's renewable energy market reached USD22.0 billion in 2023
- Projected to grow to USD46.7 billion by 2032 with a CAGR of 8.71% from 2024-2032
- Growth driven by technological advancements in solar photovoltaics, wind turbines, and energy storage systems
- Increasing climate change concerns and demand for clean energy are key market drivers
- Declining costs of solar photovoltaic modules and wind turbines enhance competitiveness
- The growing economy and population increase energy demand, and renewable sources provide sustainable solutions
- Government focus on rural electrification amplifies demand for renewable energy solutions

Operating environment

Wind energy



- Wind power projects in India are projected to experience a volume increase in FY 2023-24
- This growth indicates a recovery in the wind power sector

Oil and gas



- India is the third largest energy and oil consumer in the world
- India is the fourth largest importer of liquefied natural gas (LNG)
- India consumed 40.3 MMT petroleum products and 11.3 BCM natural gas in April-May 2024, making a growth of 2.4% and 3.66% respectively, over April-May 2023
- India has set a target to raise the share of natural gas in the energy mix to 15% by 2030 from about 6.7% now

Infrastructure



- The Union Budget 2024-25 laid a firm foundation for infrastructure development with a total proposed expenditure of Rs. 11.11 Lakhs Crores
- Capital expenditure increased by 37.4% from the previous year, rising to Rs. 10,000,961 Crores
- This surge was driven by higher outlays on transport infrastructure and capital loans to states
- The Ministry of Road Transport and Highways (MoRTH) received Rs. 2,70,435 Crores, marking an increase from the revised estimates of 2022-23
- A significant portion of this allocation was earmarked for the NHAI, highlighting the government's commitment to reducing NHAI's dependency on market borrowings
- This enhanced capex allocation underscores the government's commitment to expediting the construction and expansion of India's highway network

Cement



- Indian cement demand will likely grow by 6-7% in FY 2024-25, following a strong 7-8% YoY growth in the last quarter of FY 2023-24
- Despite a pricing downturn due to increased competition, average cement prices declined by around 1.5% in FY 2023-24
- India's cement production for FY 2024-25 will likely grow by 8-9% driven by infrastructure-led investment and mass residential projects
- Cement consumption is expected to reach 450.78 million tonnes by the end of FY 2026-27
- Cement production increased by 10.6% in March 2024 over March 2023
- Its cumulative index increased by 9.1% during April-March 2023-24 over the corresponding period of the previous year

Steel industry



- Crude steel production reached approximately 145 MT in FY 2023-24, up from 127 MT in the previous fiscal year
- Steel consumption stood at 136 MT in FY 2023-24, compared to 120 MT in FY 2022-23
- Demand for steel grew by 13-14% YoY in 2023-24 and will likely continue growing at a rate of 10% in the future



SANGHVI

Clientele

Building enduring collaborations

SML takes great pride in its collaborations with top companies across diverse sectors. Its esteemed client portfolio features prominent names in power, steel, cement, petrochemicals, refineries, metros, and wind energy. These long-standing relationships emphasise the Company's capability to provide unparalleled crane rental solutions and exceptional service.

59

Partners as of 31st March 2024



Liebherr LR 1400-2 400MT Crawler crane doing bridge girder erection at Chandni Chowk, Pune site.



Key strengths

Pillars of excellence



Sectoral leadership
SML is the world's fourth-largest crane rental company and the largest in India and Asia.

Outcome
Drives reliability



Crane fleet
SML maintains a diversified fleet of cranes, including hydraulic and crawler cranes, which can be adapted to meet its customers' specific job requirements.

Outcome
Enhances customer confidence



Logistics expertise
SML possesses a wide range of trailers, hydraulic axles, and other equipment designed for transporting heavy loads, ensuring smooth transportation of oversized equipment, including cranes and crane parts.



Diversified customer base
SML serves a widespread customer base that includes clients in construction, power, oil and gas, and heavy engineering, including Larsen & Toubro, Reliance Industries, JSW Group, GE, ReNew Power, Vestas, and other prominent entities.

Outcome
De-risks single customer/ industry concentration



Stringent corporate governance
SML implements a rigorous corporate governance framework and upholds the highest standards of transparency and accountability.

(more details related to policies and practices, covered in the BRSR section of this report).

Outcome
Bolsters trustworthiness



Robust financials
SML ensures consistent revenue generation and consolidates its market position by delivering high shareholder returns.

Outcome
Delivers value to stakeholders



Highest safety standards
SML benchmarks its safety standards and processes to international peers and is an industry leader.

Outcome
Delivers safety as a culture



Seamless maintenance and repair
SML deploys skilled technicians who have the expertise to promptly identify and resolve any equipment-related issues.

Outcome
Ensures minimal downtime



Commitment to sustainability
SML promotes sustainability through multiple initiatives to protect the environment and enhance its standing as a socially responsible entity.

Outcome
Decreases costs and carbon footprint



One-stop shop
SML offers customised solutions for all types of crane rentals and related engineering services to its customers through its extensive fleet of cranes and range of related services, such as transportation, turnkey solutions, maintenance, and repair, under one roof.

Outcome
Builds dependency



Timely turnaround
SML has a proven track record of providing prompt and timely services to meet the diverse demands of its clients across various projects.



Quality focus
SML aims to achieve excellence in every aspect of its operations by adhering to international standards, ensuring regular equipment maintenance and inspections, and continually training and developing its employees.

Outcome
Boosts credibility



Manitowoc M4000w 150MT crawler crane & Liebherr 1100-2 100MT TMC unloading blade in tandem lift yard package.

Managing Director's message

Scaling the peak

“ We have expanded our offerings, invested in innovation, and achieved remarkable financial success, solidifying our position as a global leader in the crane rental industry. With a commitment to excellence and a vision for the future, we are driving meaningful outcomes and leveraging opportunities for continued growth and development.”



34 cranes
Purchased during FY 2023-24

Rs. 2,490 Crores
Gross block as on 31st March 2024

Dear shareholders,
During the year, we effectively grew our business offerings by serving diverse industries nationally. Our journey revolves around a commitment to leveraging opportunities and driving meaningful outcomes.

We have consistently invested in our fleet, technology, and people to maintain industry leadership and capitalise on emerging opportunities. It brings me immense pleasure and gratitude that today SML is recognised as the world's fourth-largest crane rental company.

Performance highlights
Our financial performance in FY 2023-24 has been exceptional, marking a significant growth trajectory. We achieved a top line of Rs. 647 Crores, marking a 33% YoY growth compared to FY 2022-23. Our net profit after tax was Rs. 188 Crores, a remarkable 68%

increase from FY 2022-23, setting a new historical high for the Company. Our overall EBITDA percentage improved by 4% in FY 2023-24. Average capacity utilisation was 84%, up from 83% in the previous year, and the average blended yield rose to 2.2% per month from 1.97% per month in FY 2022-23.

We completed a CAPEX of Rs. 334 Crores in FY 2023-24, adding 34 cranes and 44 other pieces of equipment. The sale of 32 cranes generated a profit of Rs. 15.63 Crores. As of 31st March 2024, our fleet stood at 346 cranes, valued at Rs. 2,490 Crores, excluding the 47 cranes classified as assets for sale. We have further solidified our position as a leading force in the crane rental industry. Our fleet composition includes 100 cranes under 100 MT and 246 cranes over 100 MT. Our order book opened at Rs. 425 Crores this year, and we anticipate positive year-end growth.

Our robust capital structure, strategic investments, digital transformation initiatives, and government support drive our future growth prospects.

A visionary path to strategic outlook

We will likely achieve continued growth and diversification. Pending Board approval, we plan a capex of Rs. 250 to Rs. 300 crores for FY 2024-25. We aim to maintain a yield above 2% for FY 2024-25.

We are excited to announce Project AAROHAM, our strategic collaboration with Bain & Company India, marking a significant milestone in Sanghvi Movers Limited's (SML) journey towards sustainable growth and market leadership. This initiative, which started on 3 June 2024, will unfold in two phases: an initial three-month analysis to identify growth opportunities, followed by nine months dedicated to developing and implementing actionable plans.

To further enhance our operational efficiency and growth, we are implementing a major organisational restructuring aptly designated as Project Samruddhi. This transformative initiative involves creating business verticals which will carve out the renewables and logistics offerings into two independent subsidiaries. Accordingly, SML has incorporated two 100% wholly owned subsidiaries Sangreen Future Renewables Private Limited and Sangreen Logistics Private Limited.

Each business unit will operate independently with its own P&L, dedicated resources, and distinct management structure. This strategic spinoff encourages accountability, streamlines operations, and diversifies risks while maximising growth potential.

The separation will enable focused leadership and operational independence and facilitate the development of unique cultural identities for each business unit. The new subsidiaries can pursue growth opportunities, optimise their operations, and raise capital independently, positioning them for long-term success and value creation. The Company will also introduce a centralised corporate function for the business units which aid in the development and long term value creation of each business unit. The Centre will comprise critical functions including the finance, human capital, strategy, and business transformation, and technology teams.

Through Project AAROHAM and the Samruddhi initiative, we are setting the stage for a quantum leap forward, driving our Company towards a future of enhanced efficiency, innovation, and market leadership. I am confident that together, we will continue to build a strong and agile organisation that's ready for the future.

“ Our journey is marked by strategic investments, digital transformation, and a relentless pursuit of excellence. We have consistently invested in our fleet, technology, and people to maintain industry leadership and capitalise on emerging opportunities, resulting in exceptional financial performance and a strong foundation for future growth and expansion.”

I sincerely thank my colleagues and our Board for their guidance in crafting our strategy and helping the Company scale new heights. I also thank our stakeholders for their enduring devotion to the Company. We look forward to your continued support as we embark on our ambitious growth journey.

Regards,
Rishi Sanghvi
Managing Director

Key performance indicators

SML's metrics of success

Financial highlights

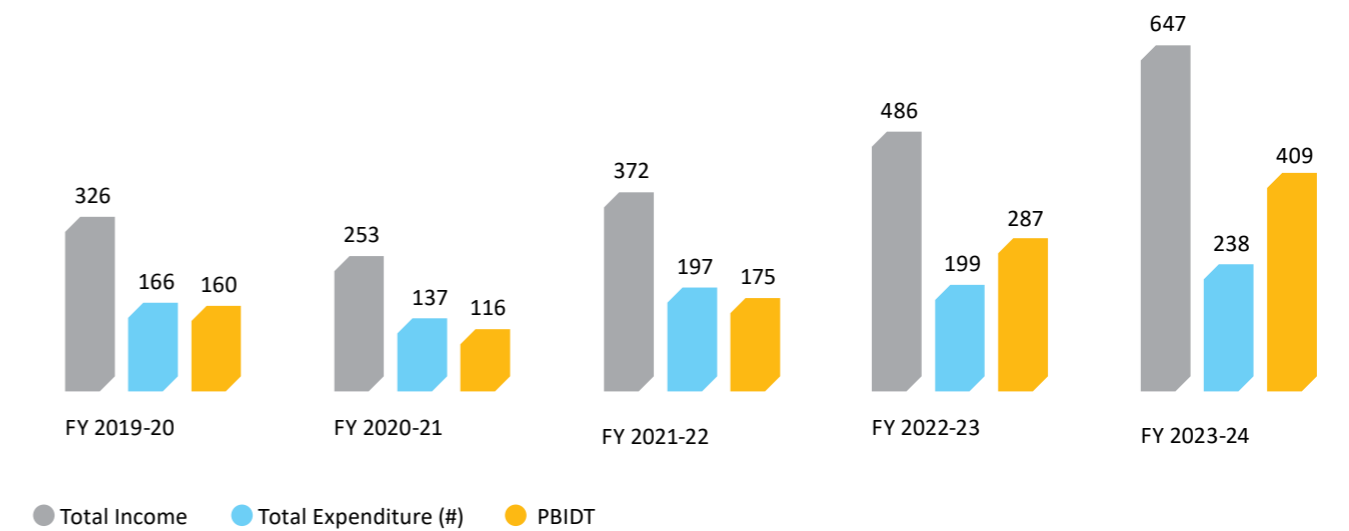
(Rs. in Lakhs)

Particulars	2023-24	2022-23	2021-22	2020-21	2019-20
Total Income	64,670.32	48,555.35	37,225.15	25,302.94	32,620.07
Total Expenditure	23,751.20	19,894.22	19,733.43	13,658.20	16,614.48
EBITDA	40,919.12	28,661.13	17,491.72	11,644.74	16,005.59
Interest	2,494.70	1,664.83	1,730.78	2,629.60	4,103.44
Profit before Depreciation & Tax	38,424.42	26,996.30	15,760.94	9,015.14	11,902.15
Depreciation	13,184.18	12,106.60	11,811.49	12,210.18	14,037.76
Profit Before Tax	25,240.24	14,889.70	3,949.45	(3,195.04)	(2,135.61)
Provision for Taxation					
Current Tax & Previous Year's Tax	6,247.49	742.25	16.15	(24.14)	14.30
Deferred Tax	198.58	2,943.38	990.67	(928.61)	(1,489.56)
Profit After Tax Before Extraordinary Items	18,794.17	11,204.07	2,942.63	(2,242.29)	(660.34)
Profit After Tax After Extraordinary Items	18,794.17	11,204.07	2,942.63	(2,242.29)	(660.34)
Cash Profit	31,978.35	23,310.67	14,754.12	9,967.89	13,377.41
Gross Block	2,75,798.14	2,52,039.80	2,34,514.17	2,31,039.18	2,36,063.30
Accumulated Depreciation	1,73,623.15	1,65,872.45	1,57,297.46	1,47,504.11	1,39,567.18
Net Block	1,02,174.99	86,167.35	77,216.71	83,535.07	96,496.12
Dividend					
In Percentage	300%	200%	50%	Nil	Nil
In Amount	2,597.28	1,731.52	432.88	Nil	Nil
Paid-Up Capital	865.76	865.76	865.76	865.76	865.76
Reserves	1,00,348.75	83,305.05	72,529.37	70,034.23	71,776.58
Shareholder Funds	1,01,214.51	84,170.81	73,395.13	70,899.99	72,642.34
Debt:Equity	0.29:1	0.19:1	0.23:1	0.28:1	0.43:1
Earning Per Share (in Rs.)					
Basic	43.42	25.88	6.80	(5.18)	(1.53)
Diluted	43.42	25.88	6.80	(5.18)	(1.53)
Cash EPS	73.87	53.85	34.08	23.03	30.90
Book Value	233.82	194.44	169.55	393.60	167.81
Capex	33,400.00	16,200.00	11,100.00	100.18	164.84

Tracking the parameters of excellence

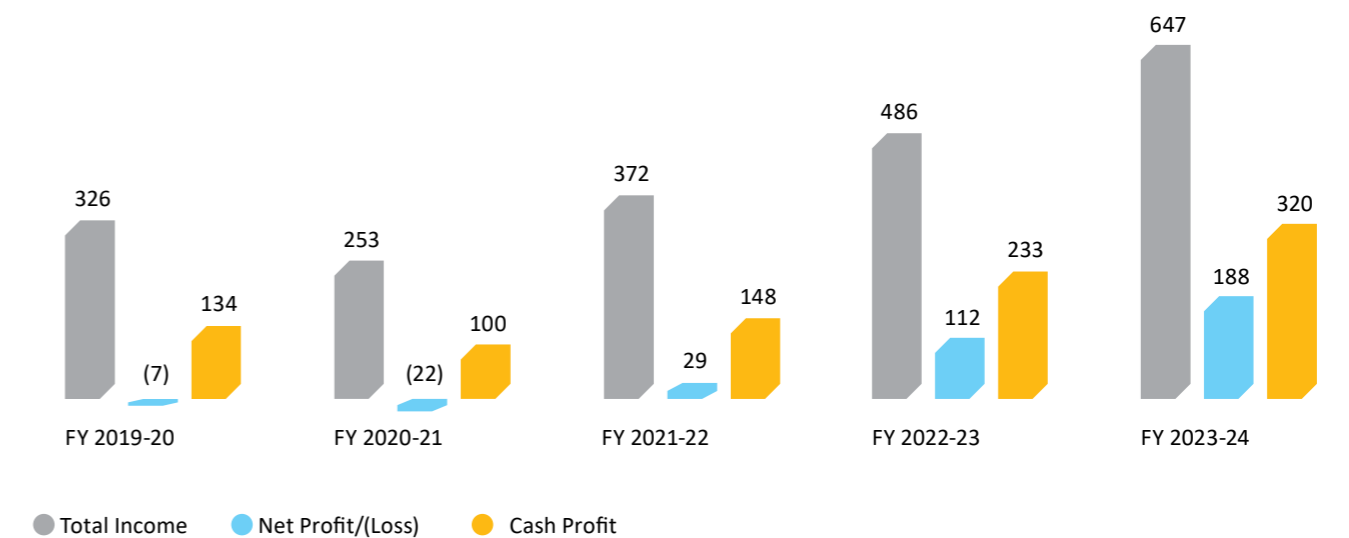
Year-on-Year profitability statement

(Rs. in Crores)



Year-on-Year Net profit/(Loss) Cash profit

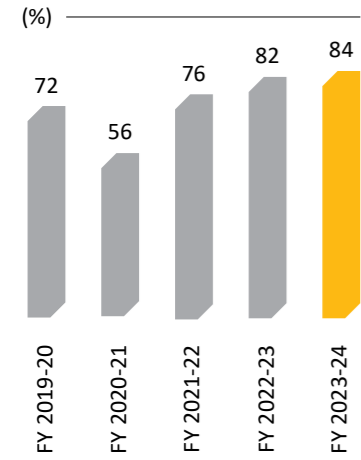
(Rs. in Crores)



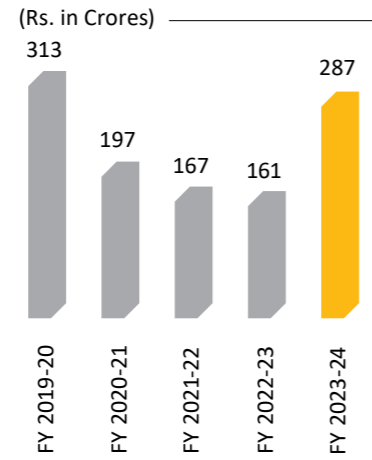


Key performance indicators

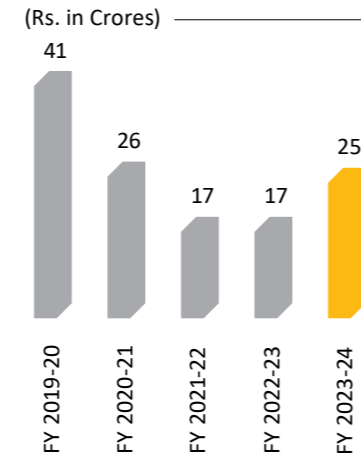
Year-on-Year Average capacity utilisation



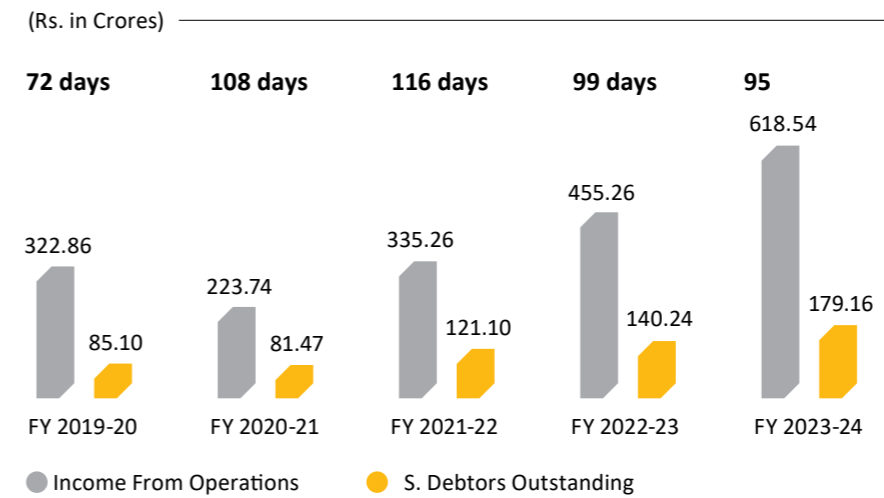
Year-wise position of total borrowings of the company



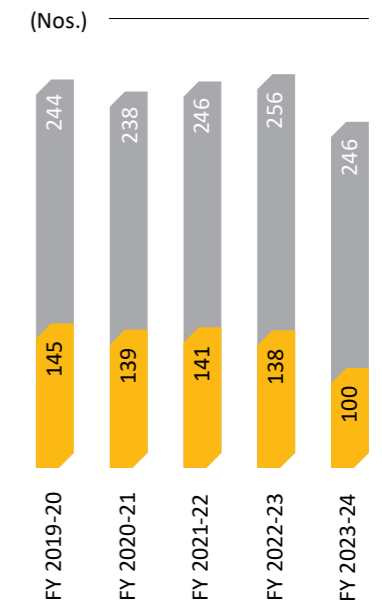
Year-wise Interest payment made by the company during last 5 years



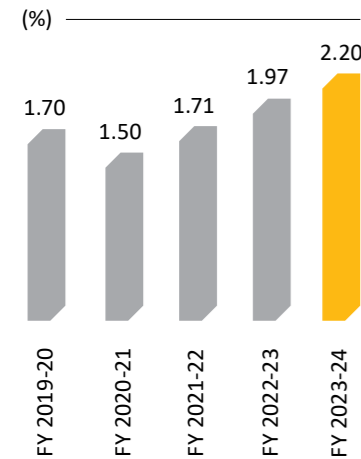
Gradual improvement in average receivable days



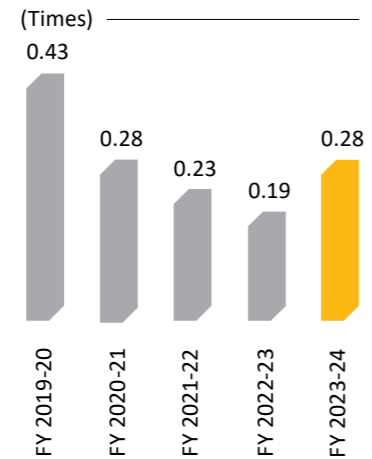
Capacity-wise - count of cranes



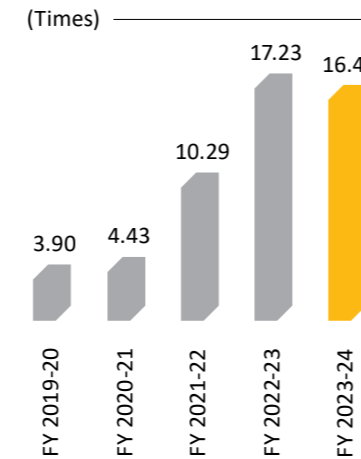
Year-on-Year Average blended yield



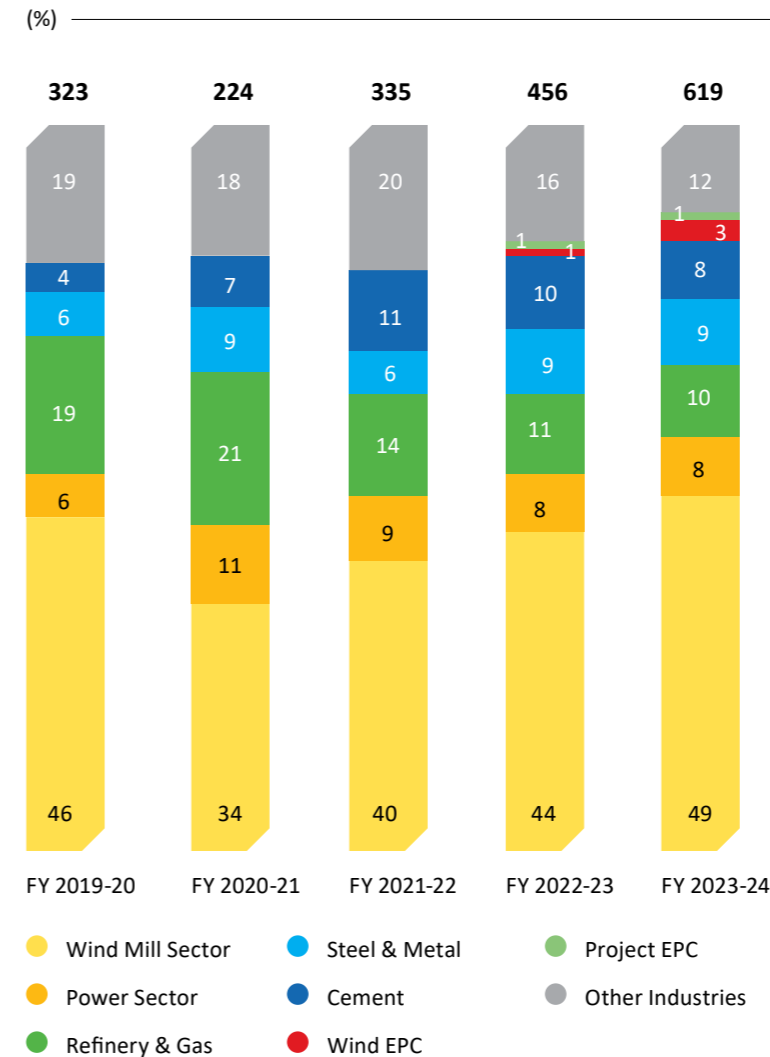
Year-wise Debt: Equity ratio of the company



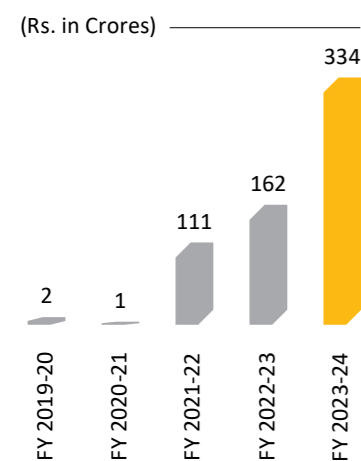
Year-wise Interest coverage ratio during last 5 years



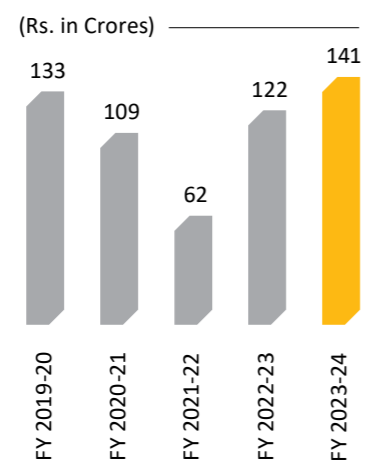
Sector-wise revenue break up



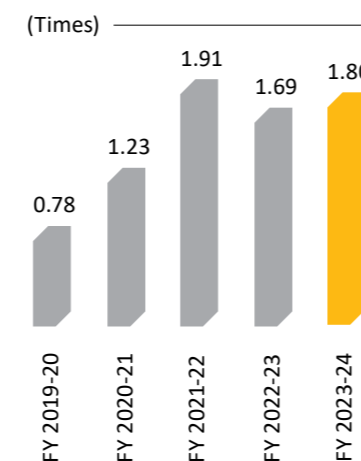
Year-wise Capex done by the company



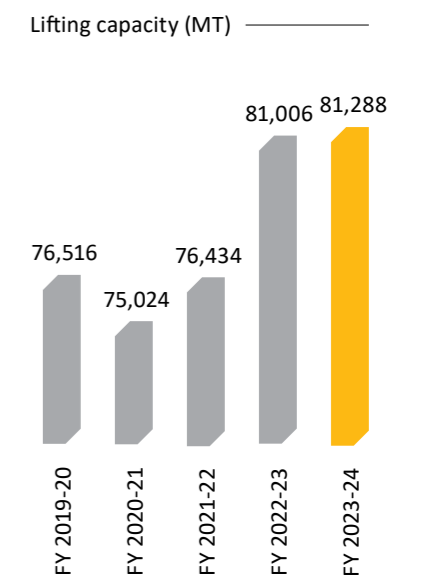
Year-wise Debt repayment made by the company during last 5 years



Current Ratio for last 5 years



Cumulative lifting capacity



Awards and accolades

Celebrating Success

In FY 2023-24, SML received multiple prestigious awards and recognitions, reflecting its commitment to excellence, safety, and performance. These accolades celebrate the Company's achievements and reinforce its dedication to maintaining the highest industry standards. They serve as a testament to the team's hard work and dedication. SML remains committed to continuing its legacy of excellence.

Awards

SML received numerous awards for outstanding performance and contributions. Among these, the Company was honoured with the Best Safety Performance Award presented by Alfnar in March 2024 and the Contractor HSE Performance Award by L&T in Kattupalli in May 2024. Additionally, SML received the Project of the Year – EPC, Performance Excellence (Platinum) award and the Company of the Year – Tailored EPC Service Excellence award from Wind Insider in May 2024. Our Managing Director was recognised by Wind Insider with the 40 Under 40 Certificate of Achievement and the Excellence in Sales Thought Leadership award, both received in May 2024. Furthermore, he was honoured with the Excellence in Sales Contribution award by Sany India in May 2024.

Appreciation and acknowledgements

In terms of appreciation, Sanghvi Movers Ltd. (SML) received several acknowledgements for its contributions to health, safety, and the environment. GE awarded the company an Appreciation Certificate in Ratlam in February 2024. Technimont recognised SML as the Best HSE Performer among all other contractors in Baruni, Bihar, in March 2024. JSW Renew Energy presented SML with two Certificates of Appreciation for HSE in Tuticorin in April 2024. Renew also acknowledged SML's Outstanding Contribution Towards Site Safety with a memento and a certificate in April 2024. Additionally, SML received a Special Appreciation from the Indian Air Force for dedicated services from the Jamnagar Air Force Unit in March 2024.



› Appreciation Certificate



› Certificate of Appreciation for HSE (Tuticorin)



› Best HSE Performer Among All Sub-Contractor



› Certificate of Appreciation for HSE (Tuticorin)



› Best Safety Performance Award



› Site Safety – Outstanding Contribution Towards Site Safety



› Site Safety - Outstanding Contribution Towards Site Safety



› Project of the Year – EPC, Performance Excellence (Platinum)



› Company of the Year - Tailored EPC Service Excellence



› Excellence in Sales Thought Leadership (Rishi Sanghvi)



› Excellence in Sales Contribution



› Contractor HSE Performance Award



› 40 Under 40 Certificate of Achievement (Rishi Sanghvi)



› Special Appreciation from Indian Air Force



SANGHVI

ESG backbone

Paving a sustainable future

SML, a pioneer in the crane industry, recognises the significance of incorporating environmental, social, and governance (ESG) concepts into its operations. The Company is committed to sustainability, ethical conduct, and creating long-term value for all stakeholders. SML's ESG initiatives benefit the Company, employees, communities, and the environment.



Environment

SML upholds the highest standards of corporate governance, ethical conduct, transparency, and accountability, adhering to legal requirements and industry best practices in all decision-making processes.

Nurturing nature, preserving the planet

SML invests in contemporary equipment and eco-friendly technology. The Company seeks to minimise emissions and improve fuel usage by using best practices for fleet management and maintenance. Additionally, it encourages environmental awareness and education among employees, encouraging them to incorporate eco-friendly practices into their everyday work.



Environment policy

SML prioritises energy and climate change, recognising the importance of sustainable energy consumption and resource conservation to reduce greenhouse gas emissions. As a key player in the crane rental industry, we acknowledge our environmental impact and commit to mitigating it by aligning with international standards.

Our goals include reducing carbon emissions and promoting sustainable energy practices across our operations. This involves implementing energy-efficient practices, reducing emissions from equipment, facilities, and transportation, and encouraging the use of alternative transportation methods such as electric vehicles and trains. We will also educate our employees and customers on sustainability.

To achieve these goals, we will conduct regular energy audits, invest in energy-efficient technology, and continuously update our policy to reflect best practices in sustainable energy. We will promote energy conservation through employee training and awareness programmes, ensuring our practices contribute to environmental sustainability.

Energy conservation

SML is dedicated to conserving energy and cutting back on its usage of it. We use energy-saving technology and invested in solar plants energy-efficient equipment like air conditioning units, LED-lights, contributing to renewable energy and energy conservation, in our facilities. We contribute to a more sustainable operation by identifying areas for improvement and carrying out steps to decrease energy waste through ongoing monitoring of energy consumption and the implementation of energy management systems.

Waste management

Our Waste Management Policy is committed to managing all forms of waste generated from our operations in accordance with applicable rules and regulations. The policy covers the management of hazardous and non-hazardous wastes, including battery waste, and adheres to the guidelines set by the Ministry of Environment, Forest and Climate Change, Government of India. Key objectives include minimising waste, promoting reuse and recycling, providing training and resources to employees and contractors, and ensuring compliance with urban and industrial waste management rules. We aim to implement effective waste management practices through proper segregation, collection, treatment, and disposal at authorised facilities, thereby contributing to environmental sustainability and quality management.

Sustainable supply chain and responsible sourcing policy

SML integrates sustainability into its supply chain for products and services. Our supply chain includes crane manufacturers, OEMs, third-party manufacturers, service providers, transporters, suppliers, dealers, and distributors.

We aim to raise awareness among supply chain members about compliance with labour, employment, gender diversity, human rights, child labour, minimum wages, working hours, bribery, corruption, occupational health, safety, and environmental laws. We collaborate with supply chain members who adhere to SML's Code of Conduct for Suppliers and Service Providers.

Additionally, we assess and mitigate sustainability risks within the supply chain. We promote resource efficiency, sustainable natural resource management, greenhouse gas reduction, and waste management through key performance indicators. We are committed to discontinuing relationships with supply chain members who consistently fail to commit to corrective actions.

SML has systems and processes to ensure policy compliance and statutory adherence, including grievance redressal. The Purchase Head is responsible for policy implementation and communication. The management will regularly monitor and evaluate compliance.

Social – People

SML places the utmost importance on the welfare and safety of its employees. The Company rigorously adheres to occupational health and safety policies, creating a secure working environment.

The core of our organisation & operations

Employee welfare and safety

Regular training and awareness campaigns are integral to SML's efforts, promoting a culture of care, hazard identification, and safe work practices. The goal is to minimise workplace accidents and ensure the well-being of every team member.



Improving health and safety at manufacturing units and project sites involves

- Identifying risks
- Enforcing clear safety policies
- Preparing for emergencies
- Ensuring compliance with regulations and
- Providing thorough training
- Conducting regular inspections for hazards
- Promoting a safety-focused culture
- Constantly improving safety measures

SML offers health and wellness programmes to promote employee well-being and reduce the risk of illness and injury. These programmes include physical fitness initiatives, stress management exercises, and ergonomic assessments to ensure employees work safely and comfortably.

Social – People

Employee engagement and communication

SML values transparent and open communication with its employees. The Company actively promotes consistent channels such as town hall meetings, feedback sessions, and employee surveys to encourage engagement and ensure that every voice is heard. This commitment to enabling a culture of transparency aims to build trust, strengthen relationships, and create a supportive and positive work environment for all.



Annual employee meet

This three-day celebration at SML was a journey of exploration and empowerment. Employees united as 'One Team, One Voice, One Direction', engaging in discussions about business strategies, witnessing sales growth, and participating in energising goal-setting workshops. The event also featured vibrant employee performances and DJ nights, fostering a sense of camaraderie and enthusiasm.



Codification of values

SML recently reviewed and codified its vision, mission, and values in its dynamic business landscape, shaping the core principles that guide its daily operations.



Redefining vision and mission

SML redefined its vision and mission through a collaborative workshop, fostering innovation and team cohesion for a dynamic future. Few more employee engagement programmes were held during the year, including

- **Umang:** Annual reward and recognition ceremony for employees
- Celebrations and recognition of SML's value creation by way of market capitalisation
- Long service award programme
- Fireside Chat Series with corporate leaders and dignitaries in respective fields
- Employee talent show
- **SAMAGRA (SAP) adoption:** department-wise excellence challenge
- Sports tournaments (cricket and badminton)
- International Yoga Day celebrations
- Monthly employee birthday celebrations
- Annual health checkup for employees
- **Festival celebrations:** Ganesh Chaturthi, Diwali, Navratri and garba night, Uttarayan, Vishwakarma Puja



Social – Community

SML is deeply committed to social responsibility and actively engages with the communities it serves. The Company strives to create positive social impacts by promoting inclusion, sponsoring local development projects, and prioritising employee well-being.

Contributing to our communities

Education and skill development

SML actively contributes to the education sector by assisting with programmes that increase access to excellent education and skill development opportunities. The Company works with educational institutions to encourage worthy students to pursue their academic goals by offering scholarships, grants, and infrastructural support. It also holds seminars, skill development courses, and vocational training to improve employability and provide people with the industry-specific skills they need.



Health and sanitation

SML initiates programmes to enhance access to medical facilities, promote good hygiene practices, and develop sanitation infrastructure. The Company supports communities and workers by funding medical facilities, organising healthcare camps, and running awareness campaigns on preventive healthcare, sanitation, and cleanliness.

Corporate philanthropy

As part of its ongoing commitment to social responsibility and community engagement, SML is proud to support various organisations dedicated to making a positive impact. The Company's donations this year have been directed towards several worthy causes, reflecting its dedication to philanthropy and societal development.

Rs. 85 Lakhs
CSR expenditure in FY 2023-24

- The Connecting Trust offers various programmes, such as peer education, suicide survivor support, a distress helpline, awareness, and training
- Olympic Gold Quest (OGQ) provides athlete training and covers the financial costs of supporting senior athletes
- The National Federation of the Blind supplies textbooks, uniforms, and Braille books for Jagriti School students
- Vanitashray supports children's education
- Navkshitij seeks aid for a new dormitory building for mentally challenged individuals
- Nutan Bal Shikshan Sangh aims to support a senior college, a new library, and upgrade mess facilities for hostel girls
- Maher offers assistance with providing textbooks and uniforms for students



Governance



SML is dedicated to ethical values and sustainable business practices, driving positive change within its operational areas. The Company is committed to transparency in all its dealings and aims to create shared value for all its stakeholders.

Maintaining an ethical and transparent framework

SML upholds a governance framework that defines excellence and transparency. Guided by integrity, accountability, and resolute leadership, the company cultivates ethical practices that safeguard shareholder interests and nurture trust among all stakeholders. SML's commitment to proactive oversight and strategic direction ensures that every decision reflects its dedication to sustainable growth and stakeholder value.



Corporate policies and code of conduct

At SML, corporate governance is integral to the Company's ethos, guiding it with integrity and accountability. SML champions transparency and ethical practices to protect shareholder interests and build stakeholder trust. The robust governance framework ensures vigilant oversight and strategic leadership, enhancing sustainable growth and delivering value to all stakeholders.



Whistleblower protection

SML has established stringent protocols to encourage employees and stakeholders to report concerns or unethical behaviour. The Company provides a confidential and secure channel for reporting grievances, ensuring protection for whistleblowers from any form of retaliation. This commitment to maintaining a safe and supportive environment for reporting concerns reinforces SML's governance framework. It underscores its dedication to accountability and ethical standards across all operations.



Risk management

SML diligently navigates potential challenges to safeguard its operations and stakeholders. The Company adopts a proactive stance, identifying and mitigating risks across all facets of its business. By leveraging advanced risk assessment tools and frameworks, SML ensures resilience in the face of uncertainties. Its strategic approach integrates comprehensive risk monitoring and contingency planning, providing continuity and protection of commitments. Through rigorous risk management practices, SML promises to deliver reliable and secure crane rental solutions, even amidst dynamic market conditions.



Internal controls and audit

SML upholds rigorous internal control systems to safeguard its assets, maintain precise financial reporting standards, and strictly comply with regulatory frameworks. The Company's commitment to transparency and accountability is reinforced through regular internal audits, meticulously evaluating the efficacy of control mechanisms and identifying avenues for continual improvement. External audits conducted by independent firms provide additional assurance, validating SML's financial statements and compliance efforts. These measures collectively bolster operational integrity, supporting SML's mission to deliver reliability and trustworthiness in all facets of its business practices.



Transparency and disclosure

SML adheres to stringent standards in disclosing financial and non-financial information to its stakeholders through annual reports, quarterly updates, and its corporate website. This commitment ensures clarity and accuracy, empowering stakeholders to make informed decisions and showcasing trust and confidence in SML's operations.



Our Leadership



Mr. Rishi Chandrakant Sanghvi
Managing Director



Mr. Sham Dattatraya Kajale
Chief Financial Officer



Mr. Subramanian Padmanabhan
Independent Director



Mr. Dara Damania
Independent Director



Mr. Pradeep Ramwilas Rathi
Independent Director



Mr. Dinesh Hirachand Munot
Independent Director



Mr. Madhukar V. Kotwal
Independent Director



Mrs. Madhu Pradip Dubhashi
Independent Director



Mrs. Maithili R. Sanghvi
Non-Executive Non-Independent Director



Ms. Bhumika Batra
Independent Director



Mr. Indraneel Chitale
Independent Director



Mr. Tushar Mehendale
Independent Director

Corporate information

Managing Director

Mr. Rishi C Sanghvi

Independent Directors

- Mr. S Padmanabhan[#]
- Mr. Dara Damania[#]
- Mr. Pradeep Rathi[#]
- Mr. Dinesh Munot[#]
- Mr. Madhukar Kotwal
- Mrs. Madhu Dubhashi
- Ms. Bhumika Batra[@]
- Mr. Indraneel Chitale[@]
- Mr. Tushar Mehendale[^]

Non-executive Non-independent woman Director

Mrs. Maithili R Sanghvi

Chief Financial Officer

Mr. Sham D. Kajale^{*}

Company Secretary & Compliance Officer

Mr. Rajesh Likhite

Auditors

MSKA & Associates

Corporate Identification Number

L29150PN1989PLC054143

Registered/Corporate office

Survey No. 92, Tathawade,
Taluka - Mulshi, Pune
Maharashtra 411033

Telephone: +91 20 66744700,
8665674701/2/3/4

E-mail: sanghvi@sanghvicranes.com

Website: www.sanghvicranes.com

Registrar and transfer agents

Link Intime India Private Limited

Block No 202, Akshay Complex, 2nd Floor,
Near Ganesh Temple, Off Dhole Patil
Road, Pune

Maharashtra 411001

Telephone: +91 20 26160084/26161629

E-mail: pune@linktime.co.in

Website: www.linktime.co.in

Bankers

The Saraswat Co-operative
Bank Limited

Kotak Mahindra Bank Limited

HDFC Bank Limited

IDFC First Bank Limited

IndusInd Bank Limited

ICICI Bank Limited

Yes Bank Limited

Certifications

- ISO 9001:2015
- ISO 14001:2015
- ISO 45001:2018

Notes

[#] Mr. S. Padmanabhan, Mr. Dara Damania, Mr. Pradeep Rathi and Mr. Dinesh Munot completed their second terms as Independent Directors of the Company on 31st March 2024 and ceased to be Independent Directors of the Company.

[@] Ms. Bhumika Batra and Mr. Indraneel Chitale were appointed as Independent Directors of the Company w.e.f. 25th December 2023.

^{*} Mr. Sham D Kajale resigned from the post of Joint Managing Director and Director of the Company w.e.f. 19th April 2024. Mr. Kajale will continue to work as the Chief Financial Officer of the Company.

[^] The Board of Directors of the Company in their meeting held on 16th May 2024 appointed Mr. Tushar Mehendale as an Additional Director of the Company.

Notice

NOTICE is hereby given that the Thirty-fifth Annual General Meeting of the Members of Sanghvi Movers Limited will be held on Tuesday, 03rd day of September 2024, at 11:00 A.M. through Video Conferencing (“VC”)/Other Audio Visual Means (“OAVM”), to transact the following business. The proceedings of the Annual General Meeting shall be deemed to be conducted at the Registered Office of the Company.

Ordinary Business:

- To receive, consider and adopt the Audited Standalone financial statements of the Company for the Financial Year ended March 31, 2024, including audited Balance Sheet as at March 31, 2024 and the Statement of Profit and Loss for the year ended on that date and the Reports of the Board of Directors and Auditors thereon.
- To declare Final Dividend on equity shares for the Financial Year 2023-24.
- To appoint a Director in place of Mr. Rishi C. Sanghvi (DIN: 08220906), who retires by rotation and being eligible, offers himself for re-appointment and that on re-appointment there will not be any break in his service as Managing Director.

Special Business:

- To approve Sub-Division of 1 (One) Equity Share of Rs. 2/- (Rs. Two Only) each into 2 (Two) Equity Shares of Rs. 1/- (Rs. One Only) each.

To consider and, if thought fit, to pass the following resolution as a Special Resolution:

“RESOLVED THAT pursuant to the provisions of Section 61(1) (d), 64 and other applicable provisions of the Companies Act, 2013 (‘the Act’), the Companies (Share Capital and Debentures) Rules, 2014, the Securities and Exchange Board of India (Listing Obligations and Disclosure Requirements) Regulations, 2015 (‘Listing Regulations’) [including any statutory modification(s), notifications, circulars issued thereunder or re-enactment(s) thereof, for the time being in force], in accordance with the Articles of Association of the Company and subject to such permissions, consents and approvals as may be required from the concerned statutory authorities, approval of the Members of the Company be and is hereby accorded for Sub-Division/Split of Equity Shares of the Company, such that 1 (One) Equity Share of Rs. 2/- (Rs. Two Only) each into 2 (Two) Equity Shares of Rs. 1/- (Rs. One Only) each fully paid-up, in all respects with effect from such date as may be fixed for this purpose (‘Record Date’) by the Board (hereinafter the term ‘Board’, shall be deemed to encompass any existing Committee(s) formed by the Board of Directors, or those constituted by the Board subsequently, and any individual authorised by the Board) of the Company.

RESOLVED FURTHER THAT, for the purpose of giving effect to this resolution and for removal of any doubts or difficulties, the Board or any Committee thereof be and is hereby authorised to do, perform and execute all such acts, deeds, matters and things and to give from time to time such directions as may be necessary, expedient, usual or proper and to settle any question or doubts that may arise in this regard at any stage at the time of sub division of Equity Shares without requiring the Board or any Committee thereof to secure any further consent or approval of the Members of the Company to that end and intend that they shall be deemed to have given their approval thereto and for matters connected herewith or incidental hereto expressly by the authority of this resolution, or as the Board or any Committee thereof in its absolute discretion may think fit and its decision shall be final and binding on all Members and other interested persons and further to do all acts connected herewith or incidental hereto including but not limited to delegation of their powers to such person or persons as may be deemed expedient and the Members hereby ratify and adopt all such decision, action, etc., as had been taken or undertaken by the Board or any Committee thereof in this regard.

RESOLVED FURTHER THAT any one of the Directors or Company Secretary of the Company be and are hereby severally authorised to: (a) delegate execution and filing of necessary applications, declarations, and other documents with stock exchanges, depositories, Registrar and Transfer Agents and/or any other statutory authority(ies), if any; (b) cancel the existing physical share certificates; (c) sign and issue new Share Certificates of Equity Shares of the face value of Re. 1/- (Rupee One only) each in lieu of the old/existing Share Certificates; (d) settle any question or difficulty that may arise with regard to the subdivision of the Shares as aforesaid or for any matters connected herewith or incidental hereto; and (e) do all such acts, deeds, things, including all other matters incidental thereto in order to implement the foregoing resolution.”

- Alteration of Memorandum and Articles of Association of the Company.**

To consider and, if thought fit, to pass the following resolution as an **Ordinary Resolution**:

“RESOLVED THAT pursuant to the provisions of Sections 13, 61 and all other applicable provisions, if any, of the Companies Act, 2013 read with relevant Rules framed thereunder (including any statutory modification(s) or re-enactment thereof, for the time being in force) read with the applicable provisions of SEBI (Listing Obligations and Disclosure Requirements) Regulations, 2015, as amended, and other applicable laws, rules and regulations for the time being in force, if any, prescribed by any relevant authorities from time to time and such other approvals, consents, permissions and sanctions as may be necessary from the concerned authorities or bodies, the approval of the members be and

is hereby accorded that Clause V of the Memorandum of Association of the Company be and is hereby amended and substituted by the following new Clause V:

The Authorised Share Capital of the Company is Rs. 25,00,00,000/- (Rupees Twenty Five Crores Only) divided into 25,00,00,000 (Twenty Five Crores Only) equity shares of Rs. 1/- (Rupees One only) each with the power to increase or reduce and alter the capital in accordance with the provisions of the Companies Act, 2013.

RESOLVED FURTHER THAT pursuant to the provisions of Section 14 and all other applicable provisions, if any, of the Companies Act, 2013 read with relevant Rules framed thereunder (including any statutory modification(s) or re-enactment thereof, for the time being in force) read with the applicable provisions of SEBI (Listing Obligations and Disclosure Requirements) Regulations, 2015, as amended, and other applicable laws, rules and regulations for the time being in force, if any, prescribed by any relevant authorities from time to time and such other approvals, consents, permissions and sanctions as may be necessary from the concerned authorities or bodies, the approval of the members be and is hereby accorded to Clause 2 Interpretation of Equity shares of the Articles of Association of the Company be and is hereby amended and substituted as per the following:

“Equity Shares” shall mean equity shares of face value Rs. 1 (Rupees One only) each in the Company.

RESOLVED FURTHER THAT any one of the Directors or Company Secretary of the Company be and are hereby severally authorised to do such acts, deeds, matters and things and to sign all such other documents, in each case, as they or any of them may deem necessary, proper or desirable (including without limitation making the appropriate e-filings with the Registrar of Companies, intimations to stock exchanges), in connection with the amendment of Memorandum and Articles of Association of the Company, as approved by the Board and the members of the Company and/or generally to give effect to the foregoing resolution(s).”

**By Order of the Board of Directors
For Sanghvi Movers Limited**

Rajesh P. Likhite
Company Secretary & Chief Compliance Officer
ACS-13151

Place: Pune
Date: 16 May 2024

Registered Office:

Survey No. 92, Tathawade,
Taluka Mulshi, Pune 411033
CIN: L29150PN1989PLC054143
Tel No. +91 20 2740 0700/86696 74701
E-mail: cs@sanghvicranes.com
Website: www.sanghvicranes.com

RESOLVED FURTHER THAT pursuant to the sub-division/split of equity shares of the Company, the authorised share capital of face value of Rs. 2/- (Rupees two only) each, fully paid up, existing on the Record Date, shall stand sub-divided as follows:

Type of Capital	Pre-sub-division			Post sub-division		
	No. of equity shares	Face Value (in Rs.)	Total Share Capital (in Rs.)	No. of equity shares	Face Value (in Rs.)	Total Share Capital (in Rs.)
Authorised Share Capital	12,50,00,000	2	25,00,00,000	25,00,00,000	1	25,00,00,000

RESOLVED FURTHER THAT pursuant to the sub-division/split of equity shares of the Company, all Issued, Subscribed and Paid-up equity shares of face value of Rs. 2/- (Rupees two only) each, fully paid up, existing on the Record Date, shall stand sub-divided as follows:

Type of Capital	Pre-sub-division			Post sub-division		
	No. of equity shares	Face Value (in Rs.)	Total Share Capital (in Rs.)	No. of equity shares	Face Value (in Rs.)	Total Share Capital (in Rs.)
Issued, Subscribed & Paid-up Share Capital	4,32,88,000	2	8,65,76,000	8,65,76,000	1	8,65,76,000

RESOLVED FURTHER THAT upon Sub-Division/Split of Equity Shares as aforesaid and with effect from the Record Date:

- for the Equity Shares held in physical form, the existing share certificate(s) in relation to the said Equity Shares, shall be deemed to have been automatically cancelled and shall be of no effect and the Board, without requiring the Members to surrender their existing share certificate(s), shall issue new share certificate(s)/Letters of Confirmation of the Company and shall comply with the prevailing laws/guidelines in this regard; and
- for the Equity Shares held in dematerialised form, the sub-divided/split Equity Shares shall be credited proportionately into the respective beneficiary demat account(s) of the Members held with their Depository Participant(s), in lieu of the existing credits present in their respective beneficiary demat account(s).

Notice (Contd.)

NOTES:

- In accordance with the provisions of the Act, read with the Rules made thereunder and General Circular No. 09/2023 dated 25 September 2023, other Circulars issued by the Ministry of Corporate Affairs ("MCA") from time to time, Master Circular No. SEBI/HO/CFD/PoD2/CIR/P/2023/120 dated 11 July 2023 and Circular No. SEBI/HO/CFD/CFD-PoD-2/P/CIR/2023/167 dated 7 October 2023 issued by SEBI ("the Circulars"), companies are allowed to hold AGM through video conference or other audio visual means ("VC/OAVM") upto 30 September 2024, without the physical presence of members at a common venue. Accordingly, the AGM of the Company is being held through VC/OAVM, and video recording and transcript of the same shall be made available on the website of the Company. Central Depository Services (India) Limited (CDSL) will be providing facility for voting through remote e-Voting, for participation in the AGM through VC/OAVM and e-Voting during the AGM.
- Pursuant to MCA Circular No. 14/2020 dated April 08, 2020, the facility to appoint proxy to attend and cast vote for the members is not available for this AGM. However, in pursuance of Section 112 and Section 113 of the Companies Act, 2013, representatives of the members such as the President of India or the Governor of a State or body corporate can attend the AGM through VC/OAVM and cast their votes through e-voting.
- The Members can join the AGM in the VC/OAVM mode 15 minutes before and after the scheduled time of the commencement of the Meeting by following the procedure mentioned in the Notice. The facility of participation at the AGM through VC/OAVM will be made available for 1,000 Members on first come first served basis. This will not include large Shareholders (Shareholders holding 2% or more shareholding), Promoters, Institutional Investors, Directors, Key Managerial Personnel, the Chairman's of the Audit Committee, Nomination and Remuneration Committee and Stakeholders Relationship Committee, Auditors, etc. who are allowed to attend the AGM without restriction on account of first come first served basis.
- The attendance of the Members attending the AGM through VC/OAVM will be counted for the purpose of reckoning the quorum under Section 103 of the Companies Act, 2013.
- Institutional/Corporate Shareholders (i.e. other than individuals/HUF, NRI, etc.) are required to send a scanned copy (PDF/JPG format) of its Board or governing body Resolution/Authorisation etc., authorising its representative to attend the e-AGM on its behalf and to vote through remote e-voting. The said Resolution/Authorisation shall be sent to the Scrutiniser by e-mail through its registered e-mail address to cs@sanghvicranes.com.

- In accordance with the provisions of the Income Tax Act, 1961 ("the Income Tax Act") as amended from time to time, dividend declared and paid by a Company is taxable in the hands of shareholders and the Company is required to deduct tax at source (TDS) from dividend paid to the shareholders at the applicable rates. We shall therefore be required to deduct tax at source at the time of making the payment of the said dividend.

Tax rate applicable to a shareholder depends upon residential status and classification as per the provisions of the Income Tax Act. All shareholders are thereby requested to update any change in residential status and/or category with depository participants (in case of shares held in electronic form) or with the RTA, i.e. Link Intime India Private Limited (in case of shares held in physical form), as may be applicable, before the record date i.e. 20 August 2024. This communication summarises applicable TDS provisions for Resident Shareholders and Non-Resident Shareholders as per the Income Tax Act.

For Resident Shareholders:

Tax will be deducted at source under Section 194 of the Income Tax Act at the rate of 10 percent on the sum of dividend payable unless exempt under any of the provisions of the Income Tax Act. However, in case of individuals, TDS would not apply if the aggregate of total dividend distributed to them by the Company during the financial year 2023–2024 does not exceed Rs. 5,000.

TDS will not be deducted in cases where a shareholder provides Form 15G (applicable to any person other than a Company or a Firm) or Form 15H (applicable to an individual above the age of 60 years), alongwith copy of self-attested Permanent Account Number (PAN), provided that eligibility conditions are being met. Form 15G/Form 15H can be uploaded at below link provided by the RTA (i.e. Link Intime India Private Limited): <https://web.linkintime.co.in/formsreg/submission-of-form-15g-15h.html>;

TDS will not be deducted, if the shareholder is exempted from TDS provisions through any circular(s) or notification(s) and provides an attested copy of the PAN along with documentary evidence in relation to the same. Needless to mention, PAN will be mandatorily required. If your PAN details are available in your demat account for shares held in demat form or with the RTA for shares held in physical form, then there is no need to send PAN details again to the Company. If PAN is not available or invalid, TDS would be deducted at the rate of 20 percent as per Section 206AA of the Income Tax Act.

For Non-Resident Shareholders:

Tax is required to be withheld in accordance with the provisions of Section 195 of the Income Tax Act at applicable rates in force. As per the relevant provisions of the Income Tax Act, the tax shall be withheld at the rate of 20 percent (plus applicable surcharge and cess) on the amount of dividend payable.

Further, in the case of Foreign Institutional Investors and Foreign Portfolio Investors, tax shall be deducted at source at the rate of 20 percent (plus applicable surcharge and cess) under Section 196D of the Income Tax Act.

The Statement pursuant to Section 102 of the Companies Act, 2013 ("Act") and Secretarial Standard 2 issued by The Institute of Company Secretaries of India setting out material facts concerning the business under Item No. 4 to 5 of the Notice, is annexed hereto. The relevant details as required under Regulation 36(3) of SEBI (Listing Obligations and Disclosure Requirements) Regulations, 2015 (herein after referred as "SEBI Listing Regulations"), of the person seeking re-appointment as Director under Item No. 3 of the Notice is also annexed herewith.

Pursuant to Section 91 of the Companies Act, 2013, the record date to determine entitlement of dividend on equity shares will be 20 August 2024. The cut-off date for e-voting is 27 August 2024. The voting rights of Members shall be in proportion to their shares held in the paid-up equity share capital of the Company as on the cut-off date of 27 August 2024.

In terms of Article 135 of the Articles of Association of the Company, read with Section 152 of the Companies Act, 2013, Mr. Rishi C. Sanghvi retires by rotation at the ensuing Meeting and being eligible, offer himself for re-appointment. The Board of Directors of the Company recommends his re-appointment.

Members whose shareholding is in the physical/dematerialised form are requested to direct change of address and updation of bank account details to the respective depository participants in case of shares held in dematerialised form and to Registrar & Share Transfer Agent of the Company in case of shares held in physical form.

Members are requested to:

- intimate to the Company's Registrar & Share Transfer Agent/their Depository Participants (DP) changes, if any, in their registered addresses at an early date;
- quote ledger folio numbers and/or DP Identity and Client Identity Numbers in all their correspondence;

- inform the Registrar & Share Transfer Agent of the Company the particulars of Bank Account Number with the Name of the Bank and its Branch;
- direct all their correspondence to the Registrar & Share Transfer Agent of the Company.

To prevent fraudulent transactions, Members are advised to exercise due diligence and notify the Company of any change in address or demise of any Member as soon as possible. Members are also advised not to leave their demat account(s) dormant for long. Periodic statement of holdings should be obtained from the concerned Depository Participant and holdings should be verified. As per the provision of Section 72 of the Act, facility for making nomination(s) is now available to Individuals holding shares in the Company. Members holding shares in physical form may obtain the Nomination Form from Registrar and Transfer Agents, Link Intime India Private Limited. Members holding shares in demat mode should file their nomination with their DPs for availing this facility.

Members desirous of obtaining any information concerning accounts and operations of the Company are requested to address their questions in writing to the Company atleast 10 days in advance before the date of Annual General Meeting, so as to enable the Management to keep the information ready.

In compliance with the aforesaid MCA Circulars and SEBI Circulars, Notice of the AGM along with the Annual Report is being sent only through electronic mode to those Members whose email addresses are registered with the Company/ Depositories.

In line with the Ministry of Corporate Affairs (MCA) Circulars, the Notice calling the 35th AGM and the Annual Report for the financial year 2023-24 is available on the website of the Company at www.sanghvicranes.com. The Notice can also be accessed from the websites of the Stock Exchanges i.e. BSE Limited and National Stock Exchange of India Limited at www.bseindia.com and www.nseindia.com respectively. The AGM Notice is also disseminated on the website of CDSL (agency for providing the Remote e-Voting facility and e-voting system during the AGM) i.e. www.evotingindia.com.

7. CDSL e-Voting System for e-voting and Joining Virtual meetings

In view of the guidelines issued by the Ministry of Corporate Affairs (MCA), the forthcoming AGM will thus be held through video conferencing (VC) or other audio visual means (OAVM). Hence, Members can attend and participate in the ensuing AGM through VC/OAVM.

Notice (Contd.)

Pursuant to the provisions of Section 108 of the Companies Act, 2013 read with Rule 20 of the Companies (Management and Administration) Rules, 2014 (as amended) and Regulation 44 of SEBI (Listing Obligations & Disclosure Requirements) Regulations 2015 (as amended), and MCA Circulars, the Company is providing facility of remote e-voting to its Members in respect of the business to be transacted at the AGM. For this purpose, the Company has entered into an agreement with Central Depository Services (India) Limited (CDSL) for facilitating voting through electronic means, as the authorised e-Voting's agency. The facility of casting votes by a member using remote e-voting as well as the e-voting system on the date of the AGM will be provided by CDSL.

The Members can join the AGM in the VC/OAVM mode 15 minutes before and after the scheduled time of the commencement of the Meeting by following the procedure mentioned in the Notice. The facility of participation at the AGM through VC/OAVM will be made available to atleast 1,000 members on first come first served basis. This will not include large Shareholders (Shareholders holding 2% or more shareholding), Promoters, Institutional Investors, Directors, Key Managerial Personnel, the Chairpersons of the Audit Committee, Nomination and Remuneration Committee and Stakeholders Relationship Committee, Auditors etc. who are allowed to attend the AGM without restriction on account of first come first served basis.

The attendance of the Members attending the AGM through VC/OAVM will be counted for the purpose of ascertaining the quorum under Section 103 of the Companies Act, 2013.

In line with the Ministry of Corporate Affairs (MCA) Circulars, the Notice calling the AGM has been uploaded on the website of the Company at www.sanghvicranes.com. The Notice can also be accessed from the websites of the Stock Exchanges i.e. BSE Limited and National Stock Exchange of India Limited at www.bseindia.com and www.nseindia.com respectively. The AGM Notice is also disseminated on the website of CDSL (agency for providing the Remote e-Voting facility and e-voting system during the AGM) i.e. www.evotingindia.com.

8. THE INSTRUCTIONS OF SHAREHOLDERS FOR E-VOTING AND JOINING VIRTUAL MEETINGS ARE AS UNDER:

Step 1: Access through Depositories CDSL/NSDL e-Voting system in case of individual shareholders holding shares in demat mode.

Step 2: Access through CDSL e-Voting system in case of shareholders holding shares in physical mode and non-individual shareholders in demat mode.

- (i) The voting period begins on Saturday, 31 August 2024 at 09:00 A.M (IST) and ends on Monday, 02 September 2024 at 05:00 P.M (IST). During this period shareholders' of the Company, holding shares either in physical form or in dematerialised form, as on the cut-off date (record date) of Tuesday, 27 August 2024 may cast their vote electronically. The e-voting module shall be disabled by CDSL for voting thereafter.
- (ii) Shareholders who have already voted prior to the meeting date would not be entitled to vote at the meeting venue.
- (iii) Pursuant to SEBI Circular No. SEBI/HO/CFD/CMD/CIR/P/2020/242 dated 09 December 2020, under Regulation 44 of Securities and Exchange Board of India (Listing Obligations and Disclosure Requirements) Regulations, 2015, listed entities are required to provide remote e-voting facility to its shareholders, in respect of all shareholders' resolutions. However, it has been observed that the participation by the public non-institutional shareholders/retail shareholders is at a negligible level.

Currently, there are multiple e-voting service providers (ESPs) providing e-voting facility to listed entities in India. This necessitates registration on various ESPs and maintenance of multiple user IDs and passwords by the shareholders.

In order to increase the efficiency of the voting process, pursuant to a public consultation, it has been decided to enable e-voting to all the demat account holders, by way of a single login credential, through their demat accounts/websites of Depositories/ Depository Participants. Demat account holders would be able to cast their vote without having to register again with the ESPs, thereby, not only facilitating seamless authentication but also enhancing ease and convenience of participating in e-voting process.

Step 1: Access through Depositories CDSL/NSDL e-Voting system in case of individual shareholders holding shares in demat mode.

- (iv) In terms of SEBI circular no. SEBI/HO/CFD/CMD/CIR/P/2020/242 dated 09 December 2020 on e-Voting facility provided by Listed Companies, Individual shareholders holding securities in demat mode are allowed to vote through their demat account maintained with Depositories and Depository Participants. Shareholders are advised to update their mobile number and email Id in their demat accounts in order to access e-Voting facility.

Pursuant to abovesaid SEBI Circular, Login method for e-Voting and joining virtual meetings for Individual shareholders holding securities in Demat mode CDSL/NSDL is given below:

Type of shareholders	Login Method
Individual Shareholders holding securities in Demat mode with CDSL Depository	<ol style="list-style-type: none"> (1) Users who have opted for CDSL Easi/Easiest facility, can login through their existing user id and password. Option will be made available to reach e-Voting page without any further authentication. The URL for users to login to Easi/Easiest are https://web.cdslindia.com/myeasi/home/login or requested to visit www.cdslindia.com and click on Login icon and select New System Myeasi Tab. (2) After successful login the Easi/Easiest user will be able to see the e-Voting option for eligible companies where the evoting is in progress as per the information provided by company. On clicking the evoting option, the user will be able to see e-Voting page of the e-Voting service provider for casting your vote during the remote e-Voting period or joining virtual meeting & voting during the meeting. Additionally, there is also links provided to access the system of all e-Voting Service Providers i.e. CDSL/NSDL/KARVY/LINKINTIME, so that the user can visit the e-Voting service providers' website directly. (3) If the user is not registered for Easi/Easiest, option to register is available at https://web.cdslindia.com/myeasi/Registration/EasiRegistration and click on login & New System Myeasi Tab. (4) Alternatively, the user can directly access e-Voting page by providing Demat Account Number and PAN No. from a e-Voting link available on www.cdslindia.com home page or click on https://evoting.cdslindia.com/Evoting/EvotingLogin. The system will authenticate the user by sending OTP on registered Mobile & Email as recorded in the Demat Account. After successful authentication, user will be able to see the e-Voting option where the evoting is in progress and also able to directly access the system of all e-Voting Service Providers.
Individual Shareholders holding securities in demat mode with NSDL Depository	<ol style="list-style-type: none"> (1) If you are already registered for NSDL IDeAS facility, please visit the e-Services website of NSDL. Open web browser by typing the following URL: https://eservices.nsd.com either on a Personal Computer or on a mobile. Once the home page of e-Services is launched, click on the "Beneficial Owner" icon under "Login" which is available under 'IDeAS' section. A new screen will open. You will have to enter your User ID and Password. After successful authentication, you will be able to see e-Voting services. Click on "Access to e-Voting" under e-Voting services and you will be able to see e-Voting page. Click on company name or e-Voting service provider name and you will be re-directed to e-Voting service provider website for casting your vote during the remote e-Voting period or joining virtual meeting & voting during the meeting. (2) If the user is not registered for IDeAS e-Services, option to register is available at https://eservices.nsd.com. Select "Register Online for IDeAS "Portal or click at https://eservices.nsd.com/SecureWeb/IdeasDirectReg.jsp (3) Visit the e-Voting website of NSDL. Open web browser by typing the following URL: https://www.evoting.nsd.com/ either on a Personal Computer or on a mobile. Once the home page of e-Voting system is launched, click on the icon "Login" which is available under 'Shareholder/Member' section. A new screen will open. You will have to enter your User ID (i.e., your sixteen digit demat account number hold with NSDL), Password/OTP and a Verification Code as shown on the screen. After successful authentication, you will be redirected to NSDL Depository site wherein you can see e-Voting page. Click on company name or e-Voting service provider name and you will be redirected to e-Voting service provider website for casting your vote during the remote e-Voting period or joining virtual meeting & voting during the meeting.
Individual Shareholders (holding securities in demat mode) login through their Depository Participants	You can also login using the login credentials of your demat account through your Depository Participant registered with NSDL/CDSL for e-Voting facility. After Successful login, you will be able to see e-Voting option. Once you click on e-Voting option, you will be redirected to NSDL/CDSL Depository site after successful authentication, wherein you can see e-Voting feature. Click on company name or e-Voting service provider name and you will be redirected to e-Voting service provider website for casting your vote during the remote e-Voting period or joining virtual meeting & voting during the meeting.

Important note: Members who are unable to retrieve User ID/Password are advised to use Forget User ID and Forget Password option available at abovementioned website.

Helpdesk for Individual Shareholders holding securities in demat mode for any technical issues related to login through Depository i.e. CDSL and NSDL

Login type	Helpdesk details
Individual Shareholders holding securities in Demat mode with CDSL	Members facing any technical issue in login can contact CDSL helpdesk by sending a request at helpdesk.evoting@cdslindia.com or contact at toll free no. 1800 21 09911
Individual Shareholders holding securities in Demat mode with NSDL	Members facing any technical issue in login can contact NSDL helpdesk by sending a request at evoting@nsdl.co.in or call at toll free no.: 022 4886 7000 and 022 2499 7000

Notice (Contd.)

Step 2: Access through CDSL e-Voting system in case of shareholders holding shares in physical mode and non-individual shareholders in demat mode.

(v) Login method for e-Voting and joining virtual meetings for **Physical shareholders and shareholders other than individual holding in Demat form.**

- (1) The shareholders should log on to the e-voting website www.evotingindia.com.
- (2) Click on "Shareholders" module.
- (3) Now enter your User ID
 - a. For CDSL: 16 digits beneficiary ID,
 - b. For NSDL: 8 Character DP ID followed by 8 Digits Client ID,
 - c. Shareholders holding shares in Physical Form should enter Folio Number registered with the Company.
- (4) Next enter the Image Verification as displayed and Click on Login.
- (5) If you are holding shares in demat form and had logged on to www.evotingindia.com and voted on an earlier e-voting of any company, then your existing password is to be used.
- (6) If you are a first-time user follow the steps given below:

	For Physical shareholders and other than individual shareholders holding shares in Demat.
PAN	Enter your 10 digit alpha-numeric *PAN issued by Income Tax Department (Applicable for both demat shareholders as well as physical shareholders) <ul style="list-style-type: none"> • Shareholders who have not updated their PAN with the Company/ Depository Participant are requested to use the sequence number sent by Company/RTA or contact Company/RTA.
Dividend Bank Details OR Date of Birth (DOB)	Enter the Dividend Bank Details or Date of Birth (in dd/mm/yyyy format) as recorded in your demat account or in the company records in order to login. <ul style="list-style-type: none"> • If both the details are not recorded with the depository or company, please enter the member id/ folio number in the Dividend Bank details field.

- (vi) After entering these details appropriately, click on "SUBMIT" tab.
- (vii) Shareholders holding shares in physical form will then directly reach the Company selection screen. However, shareholders holding shares in demat form

will now reach 'Password Creation' menu wherein they are required to mandatorily enter their login password in the new password field. Kindly note that this password is to be also used by the demat holders for voting for resolutions of any other company on which they are eligible to vote, provided that company opts for e-voting through CDSL platform. It is strongly recommended not to share your password with any other person and take utmost care to keep your password confidential.

- (viii) For shareholders holding shares in physical form, the details can be used only for e-voting on the resolutions contained in this Notice.
- (ix) Click on the EVSN for the relevant <Company Name> on which you choose to vote.
- (x) On the voting page, you will see "RESOLUTION DESCRIPTION" and against the same the option "YES/NO" for voting. Select the option YES or NO as desired. The option YES implies that you assent to the Resolution and option NO implies that you dissent to the Resolution.
- (xi) Click on the "RESOLUTIONS FILE LINK" if you wish to view the entire Resolution details.
- (xii) After selecting the resolution, you have decided to vote on, click on "SUBMIT". A confirmation box will be displayed. If you wish to confirm your vote, click on "OK", else to change your vote, click on "CANCEL" and accordingly modify your vote.
- (xiii) Once you "CONFIRM" your vote on the resolution, you will not be allowed to modify your vote.
- (xiv) You can also take a print of the votes cast by clicking on "Click here to print" option on the Voting page.
- (xv) If a demat account holder has forgotten the login password then Enter the User ID and the image verification code and click on Forgot Password & enter the details as prompted by the system.
- (xvi) There is also an optional provision to upload BR/ POA if any uploaded, which will be made available to scrutiniser for verification.
- (xvii) **Additional Facility for Non –Individual Shareholders and Custodians –For Remote Voting only.**
 - Non-Individual shareholders (i.e. other than Individuals, HUF, NRI etc.) and Custodians are required to log on to www.evotingindia.com and register themselves in the "Corporates" module.
 - A scanned copy of the Registration Form bearing the stamp and sign of the entity should be emailed to helpdesk.evoting@cdslindia.com.

- After receiving the login details a Compliance User should be created using the admin login and password. The Compliance User would be able to link the account(s) for which they wish to vote on.
- The list of accounts linked in the login will be mapped automatically & can be delink in case of any wrong mapping.
- It is Mandatory that, a scanned copy of the Board Resolution and Power of Attorney (POA) which they have issued in favour of the Custodian, if any, should be uploaded in PDF format in the system for the scrutiniser to verify the same.
- Alternatively Non Individual shareholders are required mandatory to send the relevant Board Resolution/Authority letter etc. together with attested specimen signature of the duly authorised signatory who are authorised to vote, to the Scrutiniser and to the Company at the email address viz; cs@sanghvicranes.com (designated email address by company), if they have voted from individual tab & not uploaded same in the CDSL e-voting system for the scrutiniser to verify the same.

INSTRUCTIONS FOR SHAREHOLDERS ATTENDING THE AGM THROUGH VC/OAVM & E-VOTING DURING MEETING ARE AS UNDER:

- The procedure for attending meeting & e-Voting on the day of the AGM is same as the instructions mentioned above for e-voting.
- The link for VC/OAVM to attend meeting will be available where the EVSN of Company will be displayed after successful login as per the instructions mentioned above for e-voting.
- Shareholders who have voted through Remote e-Voting will be eligible to attend the meeting. However, they will not be eligible to vote at the AGM.
- Shareholders are encouraged to join the Meeting through Laptops/IPads for better experience.
- Further shareholders will be required to allow Camera and use Internet with a good speed to avoid any disturbance during the meeting.
- Please note that Participants Connecting from Mobile Devices or Tablets or through Laptop connecting via Mobile Hotspot may experience Audio/Video loss due to Fluctuation in their respective network. It is therefore recommended to use Stable Wi-Fi or LAN Connection to mitigate any kind of aforesaid glitches.
- Shareholders who would like to express their views/ask questions during the meeting may register themselves as a

speaker by sending their request in advance atleast five days prior to meeting mentioning their name, demat account number/folio number, email id, mobile number at (company email id). The shareholders who do not wish to speak during the AGM but have queries may send their queries in advance ten days prior to meeting mentioning their name, demat account number/folio number, email id, mobile number at (company email id). These queries will be replied to by the company suitably by email.

For smooth conduct of proceedings of the AGM, Members may note that the Company reserves the right to restrict number of questions and speakers during the AGM depending upon availability of time.

- Those shareholders who have registered themselves as a speaker will only be allowed to express their views/ask questions during the meeting.
- Only those shareholders, who are present in the AGM through VC/OAVM facility and have not casted their vote on the Resolutions through remote e-Voting and are otherwise not barred from doing so, shall be eligible to vote through e-Voting system available during the AGM.
- If any Votes are cast by the shareholders through the e-voting available during the AGM and if the same shareholders have not participated in the meeting through VC/OAVM facility, then the votes cast by such shareholders may be considered invalid as the facility of e-voting during the meeting is available only to the shareholders attending the meeting.

PROCESS FOR THOSE SHAREHOLDERS WHOSE EMAIL/ MOBILE NO. ARE NOT REGISTERED WITH THE COMPANY/ DEPOSITORIES.

- For Physical shareholders: please provide necessary details like Folio No., Name of shareholder, scanned copy of the share certificate (front and back), PAN (self attested scanned copy of PAN card), AADHAR (self-attested scanned copy of Aadhar Card) by email to pune@linkintime.co.in.
- For Demat shareholders: Please update your email id & mobile no. with your respective Depository Participant (DP).
- For Individual Demat shareholders: Please update your email id & mobile no. with your respective Depository Participant (DP) which is mandatory while e-Voting & joining virtual meetings through Depository.

If you have any queries or issues regarding attending AGM & e-Voting from the CDSL e-Voting System, you can write an email to helpdesk.evoting@cdslindia.com or contact at toll free no. 1800 21 09911.

All grievances connected with the facility for voting by electronic means may be addressed to Mr. Rakesh Dalvi, Sr. Manager, (CDSL) Central Depository Services (India) Limited, A Wing, 25th Floor, Marathon Futurex, Mafatlal Mill

Notice (Contd.)

Compounds, N M Joshi Marg, Lower Parel (East), Mumbai - 400013 or send an email to helpdesk.evoting@cdslindia.com or call toll free no. 1800 21 09911.

Mr. Hrishikesh Wagh, Partner, Kanj & Co., LLP, Company Secretaries, Pune has been appointed as the Scrutiniser to scrutinise the e-voting process in a fair and transparent manner.

After the conclusion of e-voting at the time of the AGM, the Scrutiniser will unblock the votes cast through remote e-voting/e-voting at the time of AGM and will prepare a consolidated report and submit the same to the CFO or Company Secretary of the Company not later than forty eight hours of conclusion of the AGM.

The Results declared along with the report of the Scrutiniser shall be placed on BSE Limited (www.bseindia.com), National Stock Exchange of India Limited (www.nseindia.com), on the website of the Company i.e. www.sanghvicranes.com and on the website of CDSL e-Voting (www.evotingindia.com) after the declaration of result by the CFO or Company Secretary of the Company.

All documents referred to in the accompanying Notice and the Statement pursuant to Section 102 of the Companies Act, 2013 shall be open for inspection by the Shareholders in electronic mode during normal business hours (10.00 am to 5.00 pm) on all working days except Saturdays up to and including the date of the AGM of the Company. Members who wish to seek inspection, may send their request through an email at cs@sanghvicranes.com.

In case of any queries, complaints, change of address, etc., Members are requested to e-mail at grievance.redressal@sanghvicranes.com or, pune@linkintime.co.in or send their queries, complaints to the Registered Office of the Company or Link Intime India Private Limited, Registrar & Share Transfer Agent of the Company. The Electronic copies

of necessary statutory registers, certificate(s) and other documents, if any, will be available for inspection by the Members during the AGM.

**By Order of the Board of Directors
For Sanghvi Movers Limited**

Rajesh P. Likhite
Company Secretary & Chief Compliance Officer
ACS-13151

Place: Pune
Date: 16 May 2024

Registered Office:

Survey No. 92, Tathawade,
Taluka Mulshi, Pune 411033
CIN: L29150PN1989PLC054143
Tel No. +91 20 2740 0700/86696 74701
E-mail: cs@sanghvicranes.com
Website: www.sanghvicranes.com

**STATEMENT SETTING OUT MATERIAL FACTS IN RESPECT
OF SPECIAL BUSINESS PURSUANT TO SECTION 102 OF
THE COMPANIES ACT, 2013**

Item No. 4 & 5

The equity shares of the Company are listed and are being traded on BSE Limited and National Stock Exchange of India Limited. In order to improve the liquidity of the Company's equity shares in the stock market and to make it more affordable for small retail investors and also to broad base the small retail investors, it is proposed to sub-divide existing 1 (One) Equity Share of Rs. 2/- (Rs. Two Only) each into 2 (Two) Equity Shares of Rs. 1/- (Rs. One Only) each fully paid-up each pursuant to the provisions of Section 61(1)(d) of the Act, the rules made thereunder and other applicable provisions. The record date for the aforesaid sub-division of equity shares shall be fixed by the Board, after the approval of the members is obtained for the proposed sub-division.

In the opinion of the Board, proposed sub-division of the equity shares is in the best interest of the Company and its investors and therefore the Board at its meeting held on 16 May 2024 approved the aforesaid sub-division subject to requisite approval of the members. There will not be any change in the amount of authorised, subscribed and paid-up share capital of the Company on account of sub-division of equity shares

Sanghvi Movers Limited is the 4th largest crane rental company in the world with a consistent track record of growth, best in class profitability and a very strong financial statements. As an outcome of the Company's relentless pursuit to deliver services to its customers, in Financial Year 2023-24 the Company generated revenue of Rs. 64,670.32 Lakhs as compared to previous year of Rs. 48,555.35 Lakhs, and therefore registered growth of 33% as compared to its previous years' revenue. The year was marked with your Company reporting its highest ever Profit after tax of Rs. 18,794.17 Lakhs as compared to previous year, Net Profit of Rs. 11,204.07 Lakhs and therefore registered growth of 68% as compared to its previous years' Net Profit After Tax.

Considering the above performance, it is proposed to consider Sub-Division/Split of the Equity Shares of the Company i.e., reduction in the Face Value per Share and resulting into a proportionate increase in the number of Equity Shares. In the opinion of the Board of Directors, the proposed Sub-Division/Split will make the Equity Shares of the Company more affordable and attractive to investors/potential investors. The Board of Directors believes that this will be in the best interest of the investors and the Company.

The Board of Directors of the Company at its Meeting held on 16 May 2024 approved, subject to the approval of Members of the Company and statutory authority(ies), if any, the Sub-Division/Split of Equity Shares of the Company, such that 1 (One) Equity Share of Rs. 2/- (Rs. Two Only) each into 2 (Two) Equity Shares of Rs. 1/- (Rs. One Only) each fully paid-up, ranking pari-passu in all respects with effect from such date ('Record Date') as may be fixed for this purpose by the Board.

The Sub-Division/Split of Equity Shares of the Company as aforesaid will require alteration to the existing Capital Clause i.e., Clause V of the Memorandum of Association of the Company. There will not be any change in the aggregate amount of authorised, subscribed, issued and paid-up share capital of the Company on account of Sub-Division/Split of the Equity Shares. Further, such Sub-Division/Split shall not be construed as reduction in share capital of the Company in any manner, in accordance with the applicable provisions of the Companies Act, 2013.

Accordingly, Clause V of the Memorandum of Association of the Company be and is hereby amended and substituted by the following new Clause V:

The Authorised Share Capital of the Company is Rs. 25,00,00,000/- (Rupees Twenty-Five Crores Only) divided into 25,00,00,000 (Twenty-Five Crores Only) equity shares of Rs. 1/- (Rupees One only) each with the power to increase or reduce and alter the capital in accordance with the provisions of the Companies Act, 2013.

The Sub-Division/Split of Equity Shares of the Company as aforesaid will require alteration to the existing Clause 2 Interpretation of Equity shares of the Articles of Association of the Company as per the following:

"Equity Shares" shall mean equity shares of face value Rs. 1/- (Rupees One only) each in the Company.

The proposed changes in Memorandum and Articles of Association requires the approval of shareholders through Ordinary Resolution pursuant to the provisions of Section 13 and 14 of the Companies Act, 2013.

None of the Directors or the Key Managerial Persons of the Company or their respective relatives are concerned or interested, financially or otherwise in the resolution as set out at the accompanying Notice except to the extent of their shareholding.

The Board recommends passing of the resolution set out at Item No. 4 as an Special Resolution & Item No. 5 as an Ordinary Resolution respectively.

**By Order of the Board of Directors
For Sanghvi Movers Limited**

Rajesh P. Likhite
Company Secretary & Chief Compliance Officer
ACS-13151

Place: Pune
Date: 16 May 2024

Registered Office:

Survey No. 92, Tathawade,
Taluka Mulshi, Pune 411033
CIN: L29150PN1989PLC054143
Tel No. +91 20 2740 0700/86696 74701
E-mail: cs@sanghvicranes.com
Website: www.sanghvicranes.com

Notice (Contd.)

ANNEXURE TO THE NOTICE

DETAILS OF DIRECTORS RETIRING BY ROTATION AT THE MEETING

[Pursuant to Regulation 36(3) of the SEBI (Listing Obligations and Disclosure Requirements) Regulations, 2015, and Secretarial Standard on General Meeting]

Particulars	Mr. Rishi C. Sanghvi
DIN	08220906
Designation	Managing Director
Age	35 Years
Date of first Appointment	07 December 2018
Qualification	Bachelor of Science in Mechanical & Minor Economics and Master of Business Administration from U.S.A.
Expertise in specific area	Business Development, Heavy-lift and technical support, imports, logistics, purchase, stores, land acquisitions.
Terms & Conditions of re-appointment	Terms and Conditions of appointment or re-appointment are as per the Nomination and Remuneration Policy of the Company as displayed on the Company's website. www.sanghvicranes.com
Relationship with other Directors and Key Managerial Personnel's of the Company	Husband of Mrs. Maithili R. Sanghvi
Director in other Listed Companies	No
Chairman/Member of Committee of the Board of other Companies	Nil
Number of meetings of the Board attended during the FY 2023-24	6 Meetings
Remuneration last drawn for the Financial year ended 31 March 2024	Rs. 1,175.00 Lakhs
Remuneration proposed	The members of the Company through postal ballot conducted in June July 2024 has approved the re-appointment of Mr. Rishi C. Sanghvi for a period of five years. Gross remuneration of Rs. 2,67,00,000 and commission at one and half per cent of Net Profit of the Company as computed under section 198 of the Companies Act, 2013
Shares held in the company as on the date of Notice	1,24,75,247 Equity Shares

**By Order of the Board of Directors
For Sanghvi Movers Limited**

Rajesh P. Likhite
Company Secretary & Chief Compliance Officer
ACS-13151

Place: Pune
Date: 16 May 2024

Registered Office:

Survey No. 92, Tathawade,
Taluka Mulshi, Pune 411033
CIN: L29150PN1989PLC054143
Tel No. +91 20 2740 0700/86696 74701
E-mail: cs@sanghvicranes.com
Website: www.sanghvicranes.com

Directors' Report

Your Directors take pleasure in presenting the Thirty-fifth Annual Report on the business and operations of the Company together with Audited Financial Statements of the Company for the year ended 31 March 2024.

Sanghvi Movers Limited is the largest crane rental company in India, Asia and the fourth largest in the world with market share of over 40-45% in the overall domestic crane rental market and as high as 60-65% in the high-end crane of >400 MT. It has a significant presence in the infrastructure, energy and construction sectors. Sanghvi Movers offers a wide range of crane rental services, including crawler cranes and other specialised lifting equipments. The Company has a diverse fleet of cranes with varying capacities, ranging from 40 MT to 1600 MT. These cranes are used for various applications, such as construction projects, power plant installations, wind turbine erection and maintenance work. Sanghvi Movers has executed several prestigious projects in India.

The Company has a track record of working on major infrastructure projects, including airports, bridges, metro rail systems, and power plants. It has also provided crane services for offshore projects, such as oil and gas installations and wind farms. The Management's focus on maintaining a modern and well-maintained fleet of cranes, adhering to international safety standards. Sanghvi Movers has a team of experienced operators and technicians, who ensure the efficient and safe operation of the cranes. Further, the Company has taken several strategic initiatives to include more value added services like providing customised solutions to bring down costs, reduce machine downtime and help them in timely completion of projects.

With the above brief synopsis, your Directors are pleased to present the financial performance of the Company, for the year ended 31 March 2024:

Financial Results

Financial Results	(Rs. in Lakhs)	
	Standalone	
	2023-24	2022-23
Total Income	64,670.32	48,555.35
Total Expenditure	23,751.20	19,894.22
Profit before Interest and Depreciation	40,919.12	28,661.12
Interest	2,494.70	1,664.83
Depreciation	13,184.18	12,106.60
Profit Before Tax	25,240.24	14,889.70
Provision for Taxation	(6,446.07)	(3,685.63)
Profit after Tax	18,794.17	11,204.07
Surplus brought forward from last year	38,458.61	28,986.06
Profit available for Appropriation	57,275.78	40,190.13
Appropriations:		
Transfer to General Reserves	0.00	0.00
Dividend	2,597.28	1,731.52
Tax on Dividend	0.00	0.00
Surplus carried forward to Balance Sheet	54,678.50	38,458.61

BUSINESS REVIEW

The key highlights of the Financial Performance are as under:

Year on Year increase in Revenue:

During the Financial Year 2023-24, your Company generated higher revenue of Rs. 64,670.32 Lakhs (previous year: Rs. 48,555.35 Lakhs).

Year on Year increase in EBITDA:

During the Financial Year 2023-24, the earnings before Interest, Tax and Depreciation (EBITDA) of Rs. 40,919.12 Lakhs (previous year: Rs. 28,661.13 Lakhs) driven primarily by higher revenue

generated, higher capacity utilisation and increase in average blended yield.

Year on Year increase in cash generated from operations:

During the Financial Year 2023-24, Cash generated from operations stood at Rs. 30,449.14 Lakhs (previous year: Rs. 25,734.51 Lakhs) an increase of 18%.

Year on Year increase in PAT:

During the Financial Year 2023-24, the Company earned Net Profit of Rs. 18,794.17 Lakhs (previous year Net Profit of Rs. 11,204.07 Lakhs),

Directors' Report (Contd.)

Year on Year increase in Earnings per share:

During the Financial Year 2023-24, the Earnings per share was Rs. 43.42 as against earnings per share of Rs. 25.88 in Financial Year 2022-23.

Capital Expenditure:

During the Financial Year 2023-24, the Company has incurred capital expenditure of Rs. 33,400 Lakhs for purchase of cranes.

Capacity Utilisation:

During the Financial Year 2023-24, the average capacity utilisation stood at 84% as against 82% in previous Financial Year.

DIGITAL BUSINESS TRANSFORMATION – PROJECT SAMAGRA

During the financial year 2023-24, the Company has successfully completed implementation of SAP S4 HANA project, SAMAGRA. We are pleased to inform you that the project has been seamlessly rolled out across the entire company, marking a significant achievement for SML. As we celebrate the completion of the SAMAGRA project, SML is now gearing up for Digital Journey 2.0, a strategic initiative aimed at leveraging cutting-edge IT tools to propel our organisation forward in this digital era. This move is toward our commitment to harnessing technology for operational excellence and sustainable business growth.

DIVIDEND

The Board has recommended Dividend Rs. 6.00/- per Equity Share i.e. @ 300% on Equity Shares for the year ended 31 March 2024. The Dividend @ Rs. 6.00/- per Equity Share will be paid to eligible Members, after the approval by the Members at the forthcoming Annual General Meeting. The total cash outflow on account of dividend payments will be Rs. 2,597.28 Lakhs.

SHARE CAPITAL

The paid-up equity capital as on 31 March 2024 was Rs. 8,65,76,000/-. During the period under review, the Company has not issued shares with differential voting rights nor granted stock options nor sweat equity.

The resolution towards increase in authorised share capital and alteration of capital clause of Memorandum of Association was approved by the shareholders in the Thirty-fourth annual general meeting held on 22 August 2023.

The Board of Directors of the Company in their meeting held on 16 May 2024, approved a proposal for Sub-Division/Split of 1 (One) Equity Share of Rs. 2/- (Rs. Two Only) each into 2 (Two) Equity Shares of Rs. 1/- (INR One Only) each and the consequent amendments to the Memorandum and Articles of Association of the Company, subject to the approval of the members of the Company.

The resolutions towards Sub-Division/Split of shares and alteration of 'Clause V regarding Share Capital of Memorandum of Association' and 'definition of Equity shares in Articles of Association' is included in the notice of the Thirty-fifth annual general meeting to be held on 03 September 2024.

FINANCE

During the year under review, the Company has availed financial assistance from Saraswat Bank, IDFC First Bank, Kotak Mahindra Bank and IndusInd Bank. The costs of borrowings availed from these banks are constantly been optimised through proactive financial management coupled with negotiations with bankers. Total Secured Long Term Loan outstanding as of 31 March 2024 was Rs. 28,696 Lakhs (as on 31 March 2023 Rs. 16,088 Lakhs). The Company is regular in its repayment obligation with its banks.

CREDIT RATING

During the year, the following credit ratings were assigned to the Company:

'ICRA A Plus' as credit rating for long term loans and 'ICRA A1' as credit rating for short term loans/borrowings. The outlook on the long-term rating is stable.

PARTICULARS OF LOANS, GUARANTEES OR INVESTMENTS

The Company has not given any loans or guarantees covered under the provisions of Section 186 of the Companies Act, 2013. The details of the investments made by Company are given in the notes to the financial statements.

DEPOSITS

During the year under review, the Company has not accepted any deposit within the meaning of Sections 73 and 74 of the Companies Act, 2013 read with the Companies (Acceptance of Deposits) Rules, 2014 (including any statutory modification(s) or re-enactment(s) thereof for the time being in force). As of 31 March 2024 there are no fixed deposits outstanding.

CONSERVATION OF ENERGY AND TECHNOLOGY ABSORPTION

The Company does not own any manufacturing facility and hence our processes are not energy intensive. Hence particulars relating to conservation of energy and technology absorption pursuant to provisions of Section 134 (3) (m) of the Companies Act, 2013 read with Rule 8 of the Companies (Accounts) Rules, 2014 are not applicable.

FOREIGN EXCHANGE EARNINGS AND OUT-GO

During the year under review, there were no foreign exchange earnings and the foreign exchange outgo amounted to Rs. 7,059.31 Lakhs.

ACCOUNTS

The accounts read with the notes thereon are self-explanatory and hence do not call for any explanatory statement.

INSURANCE

The assets of the Company including buildings, sheds, machinery, cranes, etc. are adequately insured.

PARTICULARS OF CONTRACTS OR ARRANGEMENTS WITH RELATED PARTIES

All related party transactions which were entered into during the financial year were on an arm's length basis and in the ordinary course of business. There are no materially significant related party transactions made by the Company with Promoters, Directors, Key Managerial Personnel or other designated persons which may have a potential conflict with the interest of the Company at large.

The statement that the transactions are at arm's length and in the ordinary course of business is supported by a Certificate from the Managing Director. All Related Party Transactions are placed before the Audit Committee for their approval and to the Board, as and when required. The policy on Related Party Transactions is uploaded on the Company's website, i.e. <https://www.sanghvicranes.com/policies>.

MATERIAL CHANGES AND COMMITMENTS AFFECTING THE FINANCIAL POSITION OF THE COMPANY WHICH HAVE OCCURRED BETWEEN 31 MARCH 2024 AND 16 MAY 2024 (DATE OF THE REPORT)

There were no material changes and commitments affecting the financial position of the Company between the end of financial year (31 March 2024) and the date of the Report (16 May 2024). There have been no material changes and commitments affecting the financial position of the Company, which have occurred between the end of the financial year of the Company to which the financial statements relate and the date of this report.

INTERNAL CONTROL SYSTEMS AND THEIR ADEQUACY

The Company has an adequate system of internal control commensurate with its size and nature of business, to ensure that the resources of the Company are used efficiently and effectively, all assets are safeguarded and protected against loss from unauthorised use or disposition and the transactions are authorised, recorded and reported correctly, financial and other data are reliable for preparing financial information and other data and for maintaining accountability of assets. The internal

control is supplemented by extensive programme of internal audits, review by management, documented policies, guidelines and procedures.

The Audit Committee and Board is of the opinion that the Company's internal financial controls were adequate and effective during Financial year 2023-24 for ensuring the orderly and efficient conduct of its business including adherence to the Company's policies, the safeguarding of its assets, the prevention and detection of frauds and errors, the accuracy and completeness of accounting records and timely preparation of reliable Financial disclosures.

AUDITORS

Statutory Auditors:

Pursuant to provisions of Section 139 of the Act, the members at the annual general meeting of the Company held on 13 August 2022 appointed M/s. MSKA & Associates., Chartered Accountants (Firm Registration No. 105047W) as statutory auditors of the Company from the conclusion of 32nd annual general meeting till the conclusion of 37th annual general meeting, covering one term of five consecutive years. The statutory auditors have confirmed that they are not disqualified from continuing as auditors of the Company.

The statutory audit report for the year 2023-24 does not contain any qualification, reservation or adverse remark or disclaimer made by statutory auditor.

Secretarial Audit

Pursuant to the provisions of Section 204 of the Companies Act, 2013 and the Companies (Appointment and Remuneration of Managerial Personnel) Rules, 2014 and amendments and modifications thereof, the Board of Directors of the Company has appointed M/s. Kanj & Co L.L.P., Practising Company Secretaries, to undertake the Secretarial Audit of the Company. The Report of the Secretarial Audit is annexed herewith as "Annexure A".

SUBSIDIARY COMPANY

During the financial year 2021-2022 the company has incorporated is wholly owned subsidiary company namely "Sanghvi Movers Vietnam Company Limited" at Vietnam. The Purpose of Incorporating Company in Vietnam was to explore crane rental business opportunities in Vietnam. Post incorporation of WOS in Vietnam, SML have exploited various business opportunities and could not able to deploy any cranes (especially heavy duty cranes) in Vietnam. During the year, SML had applied for voluntary winding up of Sanghvi Movers Vietnam Company Limited, WOS in Vietnam. Sanghvi Movers Vietnam Company Limited was dissolved as per laws of Vietnam on 27 February 2024 and investment and registration certificate is revoked by Hanoi, Department of Planning and Investment

Directors' Report (Contd.)

On 23 March 2024, Sangreen Renewables Private Limited wholly owned subsidiary company of SML was incorporated. Sangreen Renewables Private Limited will carry on the business related to provide full-fledged turnkey services to Independent Power Producers (IPP) right from Conceptualisation to Commissioning of wind turbine generator (WTG). The business of the WOS is not outside the main line of business of the Company.

Further, a statement containing the particulars of the Company's subsidiary is also enclosed herewith. The Company has formulated a policy for determining 'material' subsidiaries and such policy is hosted on the Company's website i.e. www.sanghvicranes.com. Further, a statement containing salient features of the financial statements of subsidiary in the prescribed format AOC-1 is appended as Annexure – E to this Report.

DIRECTORS

Based on the recommendations of the Nomination & Remuneration Committee and Audit Committee, the Board of Directors of the Company vide circular resolution dated 25 December 2023, appointed Ms. Bhumika Batra and Mr. Indraneel Chitale as an Additional Director/(s) of the Company, w.e.f 25 December 2023. The shareholders of the Company through postal ballot passed the Special Resolution/(s) with requisite majority, towards appointment of Ms. Bhumika Batra and Mr. Indraneel Chitale as an Independent Director of the Company, for a first term of five consecutive years.

On 31 March 2024, Mr. S. Padmanabhan, Mr. Dara Damania, Mr. P. R. Rathi and Mr. Dinesh H. Munot – Independent Directors of the Company, completed their second term as Independent Directors of the Company. The Board of Directors and Management wishes to place on record its heartiest gratitude and sincere appreciation for their valuable contribution and guidance provided by them during their association as an Independent director/(s) of the Company.

On 19 April 2024, Mr. Sham D. Kajale resigned from the post of Joint Managing Director and Director of the Company. Mr. Sham D. Kajale will continue to work as Chief Financial Officer of the Company. The Board of Directors express their sincere gratitude for the contribution made by Mr. Kajale during his association as Joint Managing Director and Director of the Company.

Based on the recommendations of the Nomination & Remuneration Committee and Audit Committee, the Board of Directors of the Company in their meeting held on 16 May 2024, appointed Mr. Tushar Mehendale as an Additional Director of the Company.

Mr. Rishi C. Sanghvi, who retires by rotation and being eligible, offers himself for re-appointment.

DECLARATION OF INDEPENDENCE

The Company has received declarations from all the Independent Directors of the Company confirming that they meet with the criteria of independence as prescribed under sub section (6) of Section 149 of the Companies Act, 2013 and under Regulation 16 of the SEBI (Listing Obligations and Disclosure Requirements) Regulations, 2015, as amended from time to time. As per the requirements of Rule 8(5) (iiia) of Companies (Accounts) Rules, 2014, in the opinion of the Board, all the Independent Directors of the Company possess the integrity, expertise and experience including the proficiency required to be Independent Directors to effectively discharge their roles and responsibilities in directing and guiding the affairs of the Company.

NUMBER OF MEETINGS OF THE BOARD

A calendar of meetings is prepared and circulated in advance to the Directors. During the year six Board Meetings were convened and held, the details of which are given in the Corporate Governance Report. The intervening gap between the meetings was within the period prescribed under the Companies Act, 2013.

AUDIT COMMITTEE

The details pertaining to the composition, terms of reference and other details of the Audit Committee of the Board of Directors of your Company and the meetings thereof held during the financial year are given in the Report on Corporate Governance section forming part of this Annual Report. The recommendations of the Audit Committee were accepted by the Board of Directors of your Company from time to time during the year under report.

RISK MANAGEMENT COMMITTEE

Pursuant to Section 134 (3) (n) of the Companies Act, 2013 and Regulation 21 of the SEBI (Listing Obligation and Disclosure Requirements) Regulation 2015, the Company has constituted a Risk Management Committee. The Company has a Risk Management framework to identify, evaluate business risks and opportunities. This framework seeks to minimise adverse impact on the business objectives and enhance the Company's competitive advantage.

The Board of Directors of the Company has framed Risk Management Policy to identify, evaluate business risks and opportunities. SEBI, vide notification dated 05 May 2021 has amended SEBI (Listing Obligation and Disclosure Requirements) Regulations, 2015. According to the amended listed regulations, top 1,000 listed companies based on Market Capitalisation are required to approve Risk Management Policy.

The Risk Management Policy has been uploaded on the website of the Company at <https://www.sanghvicranes.com/policies>.

NOMINATION & REMUNERATION COMMITTEE

In accordance with the provisions of Section 178 of the Companies Act, 2013 and Regulation 19 of the SEBI (Listing Obligation and Disclosure Requirements) Regulations, 2015, the Board has constituted Nomination & Remuneration Committee.

The Nomination & Remuneration Committee of the Board of Directors of Sanghvi Movers Limited consists of three members and all of them are Independent Directors. The Board of Directors of the Company has framed Remuneration Policy for selection and appointment of Directors, Senior Management and their remuneration. The Remuneration Policy has been uploaded on the website of the Company at <https://www.sanghvicranes.com/policies>.

Pursuant to the requirements of Section 178 of the Companies Act, 2013 and Company Amendment Act 2017, the salient features of the Remuneration Policy of Sanghvi Movers Limited are as follows:

- To formulate criteria for evaluation of Independent Directors and the Board;
- To devise a policy on Board diversity;
- To identifying persons who are qualified to become Directors and who may be appointed in Senior Management in accordance with the criteria laid down and recommend to the Board their appointment and removal;
- To evaluate the Whole-Time Director's performance in the light of established goals and objectives;
- To review and recommend the compensation for Whole-Time Directors to the Board;
- To review and overseeing Company's employee benefit programmes;
- To carry an annual evaluation on its performance, using the established procedures;
- To advise management on employee hiring, training, development, deployment and motivation and internal communication and culture building;
- Recommend to the board, all remuneration, in whatever form, payable to senior management.

FAMILIARISATION PROGRAMMES FOR INDEPENDENT DIRECTORS

According to the provisions of Regulation 25 (7) of the SEBI (Listing Obligations and Disclosure Requirements) Regulations,

2015, the Company has framed various programmes to familiarise the Independent Directors with the Company, their roles, rights, responsibilities in the Company, nature of the industry in which the Company operates, business model of the Company etc. The details of such programmes have been disclosed on the Company's website at the following link: <https://www.sanghvicranes.com/policies>.

VIGIL MECHANISM & WHISTLE BLOWER POLICY

The Company in accordance with the provisions of the Companies Act, 2013 and Regulation 22 of SEBI (Listing Obligations and Disclosure Requirements) Regulations, 2015 has established a Vigil Mechanism and Whistle Blower Policy, which provides a formal mechanism for all Directors, employees and other stakeholders of the Company, to report to the management, their genuine concerns or grievances about unethical behaviour, actual or suspected fraud and any violation of the Company's Code of conduct or ethics policy. The policy also provides a direct access to the Chairman of the Audit Committee to make protective disclosures to the management about grievances or violation of the Company's Code of Conduct. The functioning of the Vigil Mechanism is reviewed by the Audit Committee from time to time. During the year, nil complaints were received. The Vigil Mechanism and Whistle Blower Policy has been uploaded on the website of the Company at <https://www.sanghvicranes.com/policies>.

POLICY ON SUCCESSION PLANNING

The Company has a formal Policy on Succession planning, duly approved by the Board of Directors of the Company. The objective of this Policy is to ensure the orderly identification and selection of new Directors or Senior Management in the event of any vacancy, whether such vacancy exists by reason of an anticipated retirement, an un-anticipated departure or otherwise.

PREVENTION OF INSIDER TRADING

The Company has adopted a Code of Conduct for Prevention of Insider Trading with a view to regulate trading in securities by the Directors and designated employees of the Company. The Code requires pre-clearance for dealing in the Company's shares and prohibits the purchase or sale of Company shares by the Directors and the designated employees while in possession of unpublished price sensitive information in relation to the Company and during the period when the Trading Window is closed. The Board is responsible for implementation of the Code. All Board Directors and the designated employees have confirmed compliance with the Code.

Directors' Report (Contd.)

POLICIES OF THE COMPANY

The key policies adopted by the Company are as follows:

No.	Name of the Policy
1.	Policy for determining of materiality of events, information https://www.sanghvicranes.com/wp-content/uploads/2023/10/Persons-responsible-for-disclosure_Materiality-Policy_07082023.pdf
2.	Code of Fair Disclosure https://www.sanghvicranes.com/wp-content/uploads/2021/09/SML-Revised-Code-of-Fair-Disclosure_28032019.pdf
3.	Archival Policy https://www.sanghvicranes.com/wp-content/uploads/2021/08/SML_Archival_policy_Final-1.pdf
4.	Code of conduct for Board of Directors and Senior Management https://www.sanghvicranes.com/wp-content/uploads/2021/09/Code-of-conduct_25052016.pdf
5.	Related Party Transactions Policy https://www.sanghvicranes.com/wp-content/uploads/2022/03/Revised-draft-of-SML-RPT-Policy_Final.pdf
6.	Code of Insider Trading https://www.sanghvicranes.com/wp-content/uploads/2021/09/Revised-smlcodeoffairdisclosure_Nov-2020.pdf
7.	Terms of reference for Audit Committee https://www.sanghvicranes.com/wp-content/uploads/2021/08/Terms-of-reference_AC_25052016.pdf
8.	Terms of reference for Stakeholders Relationship Committee https://www.sanghvicranes.com/wp-content/uploads/2021/09/Terms-of-reference_SRC_25052016.pdf
9.	Remuneration Policy https://www.sanghvicranes.com/wp-content/uploads/2021/09/Revised-SML-Remuneration-Policy.pdf
10.	Corporate Social Responsibility Policy https://www.sanghvicranes.com/wp-content/uploads/2023/05/CSR-Policy_24052023.pdf
11.	Vigil Mechanism and Whistle Blower Policy https://www.sanghvicranes.com/wp-content/uploads/2022/08/SML_VIGIL-MECHANISM-AND-WHISTLE-BLOWER-POLICY_WEB_10082022.pdf
12.	Familiarisation Programme https://www.sanghvicranes.com/wp-content/uploads/2021/09/SML_FPFID.pdf
13.	Terms of appointment of Independent Directors https://www.sanghvicranes.com/wp-content/uploads/2021/09/Terms_of_appointment_of_Independent_Directors.pdf
14.	Non-Executive Non Independent Directors remuneration https://www.sanghvicranes.com/wp-content/uploads/2021/09/Revised-SML-Remuneration-Policy.pdf
15.	Anti-Sexual Harassment Policy https://www.sanghvicranes.com/wp-content/uploads/2021/09/SML-Anti-Sexual-Harassment-Policy_WEB.pdf
16.	Dividend Distribution Policy https://www.sanghvicranes.com/wp-content/uploads/2021/09/Dividend-Distribution-Policy_-27-May-2021.pdf
17.	Risk Management Policy https://www.sanghvicranes.com/wp-content/uploads/2021/09/Risk-Management-Policy_27-May-2021.pdf
18.	Policy For Determination Of Material Subsidiaries https://www.sanghvicranes.com/wp-content/uploads/2022/06/SML_Policy_material_subsidaryFINAL.pdf
19.	Mission Vision Policy https://www.sanghvicranes.com/wp-content/uploads/2021/10/Mission-Vision-policy_L.pdf
20.	Anti-Bribery and Anti-Corruption Policy https://www.sanghvicranes.com/wp-content/uploads/2023/03/Anti-bribery-and-Anti-Corruption-Policy.pdf https://www.sanghvicranes.com/wp-content/uploads/2023/03/Anti-bribery-and-Anti-Corruption-Policy.pdf
21.	Conflict of Interest Policy https://www.sanghvicranes.com/wp-content/uploads/2023/03/Conflict-of-Interest-Policy.pdf
22.	Cyber Security and Data Privacy Policy https://www.sanghvicranes.com/wp-content/uploads/2023/03/Cyber-Security-and-Data-Privacy-Policy.pdf
23.	Environment Policy https://www.sanghvicranes.com/wp-content/uploads/2023/03/Environment-Policy.pdf

No.	Name of the Policy
24.	Equal Opportunity Policy https://www.sanghvicranes.com/wp-content/uploads/2023/03/Equal-Opportunity-Policy.pdf
25.	IT E-Waste Policy https://www.sanghvicranes.com/wp-content/uploads/2023/03/IT-E-Waste-Policy.pdf
26.	Preferential Procurement Policy https://www.sanghvicranes.com/wp-content/uploads/2023/03/Preferential-Procurement-Policy.pdf
27.	Prohibition of Child and Forced Labour Policy https://www.sanghvicranes.com/wp-content/uploads/2023/03/Prohibition-of-Child-and-Forced-Labour-Policy.pdf
28.	Responsible Advocacy Policy https://www.sanghvicranes.com/wp-content/uploads/2023/03/Responsible-Advocacy-Policy.pdf
29.	Stakeholders Engagement Policy https://www.sanghvicranes.com/wp-content/uploads/2023/03/Stakeholders-Engagement-Policy.pdf
30.	Sustainability Policy https://www.sanghvicranes.com/wp-content/uploads/2023/03/Sustainability-Policy.pdf
31.	Sustainable Supply Chain and Responsible Sourcing Policy https://www.sanghvicranes.com/wp-content/uploads/2023/03/Sustainable-Supply-Chain-and-Responsible-Sourcing-Policy.pdf
32.	Tax Strategy Policy https://www.sanghvicranes.com/wp-content/uploads/2023/03/Tax-Strategy-Policy.pdf
33.	Waste Management Policy https://www.sanghvicranes.com/wp-content/uploads/2023/03/Waste-Management-Policy.pdf

QUALITY, HEALTH, SAFETY AND ENVIRONMENT (QHSE)

At Sanghvi Movers Limited Occupational Health and Safety of people is of the highest priority and of utmost importance and we are committed to continual improvement in Quality, Health, Safety and Environment and necessary efforts were made in this direction in line with the Quality, Safety, Health and Environment Policy laid down by the Company.

The Company has achieved certification of ISO 9001:2015, ISO 14001:2015 and ISO 45001:2018. Your Company provided regular safety and skill up-gradation trainings to the employees, wherever necessary.

BUSINESS RESPONSIBILITY AND SUSTAINABILITY REPORT

In terms of Regulation 34 of the SEBI (Listing Obligations and Disclosure Requirements) Regulations, 2015 ("Listing Regulations") read with relevant SEBI Circulars, new reporting requirements on ESG parameters were prescribed under "Business Responsibility and Sustainability Report" ('BRSR'). The BRSR seeks disclosure on the performance of the Company against nine principles of the "National Guidelines on Responsible Business Conduct" ('NGRBCs').

As per the SEBI Circulars, effective from the financial year 2023-24, filing of BRSR is mandatory for the top 1000 listed companies by market capitalisation. The BRSR Report is annexed herewith and forms an integral part of the Annual Report.

KEY MANAGERIAL PERSONNEL

Mr. Rishi C. Sanghvi, Mr. Sham D. Kajale, and Mr. Rajesh P. Likhite were designated as "Key Managerial Personnel" of the Company pursuant to Sections 2 (51) and 203 of the Companies Act, 2013 read with the Companies (Appointment and Remuneration of Managerial Personnel) Rules, 2014.

CORPORATE SOCIAL RESPONSIBILITY COMMITTEE

The Board of Directors of the Company have constituted the Corporate Social Responsibility Committee (CSR Committee), as per the requirement of the Section 135 of the Companies Act, 2013 read with the Companies (Corporate Social Responsibility Policy) Rules, 2014. The said Committee has formulated the CSR Policy indicating the activities to be undertaken by the Company, monitoring the implementation of the framework of the CSR Policy and recommending the amount to be spent on CSR activities.

Directors' Report (Contd.)

During the financial year 2023-24, the Company has incurred expenditure on various CSR activities aggregating to Rs. 85.00 Lakhs. The detailed report on the CSR activities is attached as "Annexure D".

DIRECTORS' RESPONSIBILITY STATEMENT

In terms of Section 134 (5) of the Companies Act, 2013, the Directors would like to state that:

- In the preparation of the annual accounts, the applicable accounting standards have been followed.
- The Directors have selected such accounting policies and applied them consistently and made judgements and estimates that were reasonable and prudent so as to give a true and fair view of the state of affairs of the Company at the end of the financial year and of the profit or loss of the Company for the year under review.
- The Directors have taken proper and sufficient care for the maintenance of adequate accounting records in accordance with the provisions of this Act for safeguarding the assets of the Company and for preventing and detecting fraud and other irregularities.
- The Directors have prepared the annual accounts on a going concern basis.
- The Directors had laid down internal financial controls to be followed by the company and that such internal financial controls are adequate and were operating effectively.
- The Directors had devised proper system to ensure compliance with the provisions of all applicable laws and that such system were adequate and operating effectively.

CORPORATE GOVERNANCE AND MANAGEMENT DISCUSSION & ANALYSIS REPORTS

In compliance with Regulation 34 of SEBI (Listing Obligation and Disclosure Requirements) Regulation 2015 and the provisions of the Companies Act, 2013, Report on Corporate Governance with Compliance Certificate from the Practicing Company Secretary and Management Discussion & Analysis Report are annexed and form an integral part of Annual Report. Your Company conducts its business with integrity and high standards of ethical behaviour and in compliance with the requirements of SEBI (Listing Obligations and Disclosure Requirements) Regulations, 2015, as amended from time to time. Taking into consideration crucial role of Independent Directors in bringing about good governance, your Company continued its efforts in utilising their expertise and involving them in all critical decision making processes. Your Company is fully compliant with the Corporate Governance

guidelines, as laid out in SEBI (Listing Obligation and Disclosure Requirements) Regulation 2015. All the Directors (and also the members of the Senior Management) have affirmed in writing their compliance with and adherence to the Code of Conduct adopted by the Company. The details of the Code of Conduct are furnished in the Corporate Governance Report attached to this Report. The Managing Director has given a certificate of compliance with the Code of Conduct, which forms part of the Corporate Governance Report, as required under SEBI (Listing Obligation and Disclosure Requirements) Regulation 2015. The Managing Director/Joint Managing Director & Chief Financial Officer (CEO/CFO) certification as required under SEBI (Listing Obligation and Disclosure Requirements) Regulation 2015 is attached to the Corporate Governance Report. Related Party disclosures/transactions are detailed in note no. _ of the Notes to the financial statements.

COMMENTS ON AUDITORS' REPORT/ SECRETARIAL AUDIT REPORT

Statutory Auditors: There are no qualifications, reservations, adverse remarks, or disclaimers made by M/s. MSKA & Associates, Statutory Auditors.

Secretarial Auditors: During the year, one instance where an employee of the company traded in the securities of the company. Being first instance, we have issued a warning letter to the said employee. Due to trading & diwali holidays, the company has uploaded the concall transcript within five working days of the conclusion of the call. Inadvertently the specific reference of annual financial statements and performance evaluation was inadvertently missed. The incorporation certificate was issued by Ministry of Corporate Affairs after the end of working hours on 23 March 2024 and the company has submitted the intimation as required under Regulation 30 of SEBI Listing Regulations, 2015 on the next working day, 25 March 2024.

PARTICULARS OF EMPLOYEES

In terms of Rule 5(2) (iii) of the of Companies (Appointment and Remuneration of Managerial Personnel) Rules, 2014, it is clarified that during the Financial Year under review, no employee of the Company was in receipt of remuneration in that year, which in the aggregate or at a rate which in the aggregate is in excess of that drawn by the Whole Time Directors and holds himself/herself along with their spouse and dependent children not less than 2% of the equity shares of the Company.

SECRETARIAL STANDARDS

The Company has complied with Secretarial Standards issued by the Institute of Company Secretaries of India on Board and General Meetings.

GENERAL

The details of application made or any proceeding pending under the Insolvency and Bankruptcy Code, 2016 (31 of 2016) during the year along with their status as at the end of the financial year.: NIL
The details of the difference between the amount of the valuation done at the time of one-time settlement and the valuation done while taking a loan from the Banks or Financial Institutions along with the reasons thereof.]: NIL

REPORTING OF FRAUDS

During the year under review, the Statutory Auditors, Secretarial Auditors have not reported any instances of frauds committed in the Company by its Officers or Employees, to the Audit Committee or Board under Section 143(12) of the Companies Act, 2013.

DISCLOSURE UNDER THE SEXUAL HARASSMENT OF WOMEN AT WORKPLACE (PREVENTION, PROHIBITION AND REDRESSAL) ACT, 2013

The Company has in place an Anti-Sexual Harassment Policy in line with requirements of the Sexual Harassment of Women at Workplace (Prevention, Prohibition and Redressal) Act, 2013. All employees (permanent, contractual, temporary, trainees) are covered under this policy. Internal Complaints Committee(s) (ICC) has been set up across all its location in India to redress complaints received regarding sexual harassment. During the year, nil cases were reported to the Committee.

TRANSFER OF UNPAID DIVIDEND TO INVESTOR EDUCATION AND PROTECTION FUND (IEPF)

Pursuant to the applicable provisions of the Act, read with the IEPF Authority (Accounting, Audit, Transfer and Refund) Rules, 2016 ('the Rules') as amended, all unpaid or unclaimed dividends which were required to be transferred by the Company to the IEPF were transferred to IEPF Authority. The Company has also transferred shares in respect of which dividend amount remained unpaid/unclaimed for a consecutive period of 7 (Seven) years or more to IEPF Authority within stipulated time. The details of unpaid/unclaimed dividend and the shares transferred to IEPF Authority are available on the Company's website <https://www.sanghvicranes.com/investor/investor-information>.

ANNUAL RETURN

Pursuant to Section 92(3) read with Section 134(3)(a) of the Companies Act, 2013, the Annual Return for the financial year 2023-24 will be uploaded at the website of the Company after filing with the MCA.

APPRECIATION

The Board takes this opportunity to thank the Company's Members, Customers, Vendors and all other Stakeholders for their continued support throughout the financial year. The Directors also thank the Stock Exchanges, Banks, Ministry of Corporate Affairs, State Governments, Government of India, and all other Government agencies and Regulatory authorities for the support extended by them and also look forward to their continued support in future. Your Directors would also like to place on record their sincere thanks and appreciation for the contribution, consistent hard work, dedication and commitment of our employees at all levels for their contribution to the success achieved by the Company.

For **Sanghvi Movers Limited**

Rishi C. Sanghvi
Chairperson & Managing Director
(DIN: 08220906)

Place: Pune
Date: 16 May 2024

Registered Office:
Survey No. 92, Tathawade, Taluka Mulshi, Pune 411033
CIN: L29150PN1989PLC054143
Tel No. +91 020 27400700
E-mail: cs@sanghvicranes.com
Website: www.sanghvicranes.com

Directors' Report (Contd.)

ANNEXURE A TO THE DIRECTORS' REPORT

Form No. MR-3

SECRETARIAL AUDIT REPORT

FOR THE FINANCIAL YEAR ENDED 31 March 2024

[Pursuant to section 204(1) of the Companies Act, 2013 and rule No.9 of the Companies (Appointment and Remuneration Personnel) Rules, 2014]

To,
Members,
Sanghvi Movers Limited
S. No. 92 Tathawade
Taluka Mulshi,
Pune - 411033

We have conducted the Secretarial Audit of the compliance of applicable statutory provisions and the adherence to good corporate practices by SANGHVI MOVERS LIMITED. (hereinafter called as "the Company or SML"). Secretarial Audit was conducted in a manner that provided us a reasonable basis for evaluating the corporate conducts/statutory compliances and expressing our opinion thereon.

Based on our verification of the books, papers, minute books, forms and returns filed and other records maintained by the Company and also the information provided by the Company, it's officers, agents and authorised representatives during the conduct of secretarial audit, we hereby report that in our opinion, the Company has, during the audit period covering the financial year ended on 31 March 2024, complied with the statutory provisions listed hereunder and also that the Company has proper Board-processes and compliance-mechanism in place to the extent, in the manner and subject to the reporting made hereinafter:

We have examined the books, papers, minute books, forms and returns filed and other records maintained by the Company for the financial year ended on 31 March 2024 according to the provisions of:

- (i) The Companies Act, 2013 (the Act) and the rules made there under;
- (ii) The Securities Contracts (Regulation) Act, 1956 ('SCRA') and the rules made there under;
- (iii) The Depositories Act, 1996 and the Regulations and Bye-laws framed there under;
- (iv) Foreign Exchange Management Act, 1999 and the rules and regulations made there under to the extent of Foreign Direct Investment, Overseas Direct Investment and External Commercial Borrowings (Not applicable to the Company during the audit period);

- (v) The following Regulations and Guidelines prescribed under the Securities and Exchange Board of India Act, 1992 ('SEBI Act'):-
 - (a) The Securities and Exchange Board of India (Substantial Acquisition of Shares and Takeovers) Regulations, 2011;
 - (b) The Securities and Exchange Board of India (Prohibition of Insider Trading) Regulations, 1992 and (Prohibition of Insider Trading) Regulations, 2015;
 - (c) The Securities and Exchange Board of India (Issue of Capital and Disclosure Requirements) Regulations, 2009; No events occurred during the period which attracts provisions of these guidelines hence not applicable.
 - (d) The Securities and Exchange Board of India (Employee Stock Option Scheme and Employee Stock Purchase Scheme) Guidelines, 1999: No events occurred during the period which attracts provisions of these guidelines hence not applicable.
 - (e) The Securities and Exchange Board of India (Issue and Listing of Debt Securities) Regulations, 2008: No events occurred during the period which attracts provisions of these guidelines hence not applicable.
 - (f) The Securities and Exchange Board of India (Registrars to an Issue and Share Transfer Agents) Regulations, 1993 regarding the Companies Act and dealing with client;
 - (g) The Securities and Exchange Board of India (Delisting of Equity Shares) Regulations, 2009: No events occurred during the period which attracts provisions of these guidelines hence not applicable.
 - (h) The Securities and Exchange Board of India (Buyback of Securities) Regulations, 1998: No events occurred during the period which attracts provisions of these guidelines hence not applicable.
- (vi) We further report that, having regard to the compliance system prevailing in SML and on examination of the relevant documents and records in pursuance thereof, the Company has complied with the following laws applicable specifically to SML:
 - i. Water (Prevention and Control of Pollution) Act, 1974;
 - ii. Motor Vehicles Act, 1988.

We have also examined compliance with the applicable clauses of the following:

- (i) Secretarial Standards issued by The Institute of Company Secretaries of India;
- (ii) The Listing Agreements entered into by the Company with Bombay Stock Exchange Limited and National Stock Exchange of India Limited;

During the period under review, the Company has generally complied with the provisions of the Securities and Exchange Board of India (Listing Obligations and Disclosure Requirements) Regulations, 2015 except to the extent as mentioned below:

1. There was an instance where an employee of the company traded in the securities of the company on 14 July 2023 during trading window closure. However, the value of securities acquired was very minimal and the management has reprimanded the employee being the first instance of violation of the code as under Clause 6 of Schedule B read with the Regulation 9 of the SEBI (Prohibition of Insider Trading) Regulation, 2015.
2. The Company has submitted the transcript of the earnings call held on 8 November 2023 to the stock exchange on 18 November 2023. There has been a delay of a day as per Regulation 30 read with Clause 15(b)(ii) of Part A Para A of Schedule III of the SEBI (Listing Obligation and Disclosure Requirements) Regulation, 2015.
3. The company has intimated to the stock exchange on 25th March 2024 regarding incorporation of its wholly owned subsidiary named "Sangreen Renewables Private Limited". The date of incorporation of the WOS is 23 March 2024. There was delay in intimation as per Part A Para A (i) of Schedule III read with Regulation 30 of the SEBI (Listing Obligation and Disclosure Requirements) Regulations, 2015 read with the circular SEBI/HO/CFD/CFD-PoD-1/P/CIR/2023/123.
4. The annual financial statements and financial results for March 2023 were placed before the audit committee along with the auditor's report for its review and recommendation to the board as required under Regulation 18(3) read with Para A Part C Schedule II of the SEBI (Listing Obligations and Disclosure Requirements) Regulation, 2015. However, specific reference on the review and recommendation of annual financial statement is not recorded in the minutes.
5. The performance evaluation was done at the meeting of the Nomination and Remuneration Committee and board meeting as required under Regulation 17(10) & 19(4) of Securities and Exchange Board of India (Listing Obligations and Disclosure Requirements) Regulations, 2015 but was not specifically recorded in the minutes of Nomination and Remuneration Committee and board meeting held during the year due to inadvertent reasons.

6. The wholly owned subsidiary (WOS) at Vietnam is a dormant company and the subsidiary is not required to prepare financial statements as per the laws of their country. Hence the financials of the WOS were not placed before the committee for its review as required under Regulation 24(2) of Securities and Exchange Board of India (Listing Obligations and Disclosure Requirements) Regulations, 2015. However, the status of the dormant WOS is noted at the meetings.

7. The minutes of the board meeting has no specific reference to recording the declaration and confirmation submitted by the independent director pursuant to Regulation 25(8) & (9) of Securities and Exchange Board of India (Listing Obligations and Disclosure Requirements) Regulations, 2015.

During the period under review the Company has generally complied with the provisions of the Act, Rules, Regulations, Guidelines, Standards, etc. mentioned above except to the extent as mentioned below:

- (a) The Company was in the process of filing the E-forms MGT 14 for the resolutions passed under section 179 of the Companies Act, 2013 for approvals relating to investments, E-Form DIR-12 for appointment and regularisation of Additional Directors appointed during the year and certain e-forms were filed with a delay by payment additional fees with the Registrar of Companies, Pune.
- (b) Board's report did not disclose the specific statement for performance evaluation as required under Rule 8 Sub-rule (4) of the Companies (Accounts) Rules, 2014, however, the Nomination and Remuneration Committee has done the performance evaluation as per terms of reference based on established procedures.
- (c) Compliance with the Secretarial Standards needs to be strengthened.

We further report that;

The Board of Directors of the Company is duly constituted with the proper balance of Executive Directors, Non-Executive Directors, and Independent Directors. During the year, the following changes in the Board of Directors were carried out in compliance with the provisions of the Act and SEBI LODR:

- Appointment of Ms. Bhumika Bhatra (DIN: 03502004) as an Additional Director in the category of Non-Executive Independent Women-Director, with effect from 25 December 2023, and her appointment as an Independent Director, not liable to retire by rotation, by way of a Special resolution passed by means of postal ballot on 29 January 2024, to hold office for a term of five years commencing from 25 December 2023 till December 24, 2028, in accordance with the policy of the Company applicable to the Board of Directors from time to time.

Directors' Report (Contd.)

- Appointment of Mr. Indraneel Chitale (DIN: 07720280) as an Additional Director in the category of Non-Executive Independent Director, with effect from 25 December 2023, and her appointment as an Independent Director, not liable to retire by rotation, by way of a Special resolution passed by means of postal ballot on 29 January 2024, to hold office for a term of five years commencing from 25 December 2023 till 24 December 2028, in accordance with the policy of the Company applicable to the Board of Directors from time to time.
- Cessation of Mr. Subramanian Padmanabhan (DIN: 00001207), Mr. Dara Damania (DIN: 00403834), Mr. Pradeep Rathi (DIN: 00018577), and Mr. Dinesh Munot (DIN: 00049801) as an Independent Director on completion of their second consecutive term of five years w.e.f closing business hours on 31 March 2024.

We have been informed that adequate notice is given to all directors to schedule the Board Meetings were sent at least seven days in advance except where the meeting was held at a shorter notice. The agenda and detailed notes on the agenda were circulated separately followed by the notice.

A system exists for seeking and obtaining further information and clarifications on the agenda items before the meeting and for meaningful participation at the meeting.

All the decisions in the board meetings were carried through by the majority and it was informed to us while there were no dissenting views of the members and hence not captured and recorded as part of the minutes.

We further report that there are adequate systems and processes in the Company commensurate with the size and operations of the Company to monitor and ensure compliance with applicable laws, rules, regulations and guidelines.

We further report that during the audit period, the Company has taken the following actions or entered into events having a major bearing on the Company's affairs in pursuance of the above-referred laws, rules, regulations, guidelines, standards, etc.

- Alteration of the object clause of the company's Memorandum of Association (MOA) by adding clauses in Clause No. III, subclause no. (B) to the MOA was approved by the shareholders vide a special resolution passed at the Annual General Meeting (AGM) held on 22 August 2023.
- Alteration of the capital clause of the company's Memorandum of Association (MOA) to increase the authorised capital to Rs. 25,00,00,000/- divided into 12,50,00,000 equity shares of Rs. 2/- each was approved by the shareholders vide an ordinary resolution passed at the AGM held on 22 August 2023.
- Variation in the remuneration payable to Mr. Rishi Sanghvi, Managing Director and Mr. Sham Kajale, Joint Managing Director & CFO as approved by the shareholders vide a special resolution passed at the AGM held on 22 August 2023.

**For KANJ & Co. LLP,
Company Secretaries,**

Hrishikesh Wagh

Partner

FCS No.: 7993

C P No.: 9023

UDIN: F007993F000384160

Firm Unique Code: P2000MH005900

Peer Review Number: PR 1331/2021

Date: 16 May 2024

Place: Pune

This report is to be read with our letter of even date which is annexed as **Annexure A** and Forms an integral part of this report.

Annexure A

To,

**The Members of
Sanghvi Movers Limited**

S. No. 92 Tathawade

Taluka Mulshi,

Pune - 411033

Our report of even date is to be read along with this letter.

1. Maintenance of secretarial record is the responsibility of the management of the Company. Our responsibility is to express an opinion on these secretarial records based on our audit.
2. We have followed the audit practices and processes as were appropriate to obtain reasonable assurance about the correctness of the contents of the secretarial records. The verification was done on test basis to ensure that correct facts are reflected in secretarial records. We believe that the processes and practices, we followed provide a reasonable basis for our opinion.
3. We have not verified the correctness and appropriateness of financial records and Books of Accounts of the Company.
4. Wherever required, we have obtained the Management representation about the compliance of laws, rules and regulations and happening of events etc.
5. The compliance of the provisions of Corporate and other applicable laws, rules, regulations, standards is the responsibility of management. Our examination was limited to the verification of procedures on test basis.
6. The Secretarial Audit report is neither an assurance as to the future viability of the Company nor of the efficacy or effectiveness with which the management has conducted the affairs of the Company.

**For KANJ & Co. LLP,
Company Secretaries,**

Hrishikesh Wagh

Partner

FCS No.: 7993

C P No.: 9023

UDIN: F007993F000384160

Peer Review Number: PR 1331/2021

Firm Unique Code: P2000MH005900

Date: 16 May 2024

Place: Pune

Directors' Report (Contd.)

ANNEXURE B TO THE DIRECTORS' REPORT

Information pursuant to Section 197(12) of the Companies Act, 2013 read with Rule 5(1) of the Companies (Appointment and Remuneration of Managerial Personnel) Rules, 2014

- (i) The ratio of the remuneration of each Director and Key Managerial Personnel to the median remuneration of the employees of the Company and the percentage increase in remuneration of each director, Chief Financial Officer, Company Secretary or Manager, if any, in the financial year:

Name of Director/KMP and Designation	Designation	Ratio of the remuneration of each Director/KMP to the median remuneration	% increase in Remuneration
Mr. S. Padmanabhan [@]	Independent Director	1.59	Nil
Mr. Dara Damania [@]	Independent Director	1.57	Nil
Mr. Pradeep R. Rathi [@]	Independent Director	1.42	Nil
Mr. Dinesh H. Munot [@]	Independent Director	1.24	Nil
Mr. Madhukar V. Kotwal	Independent Director	1.29	Nil
Mrs. Madhu Dubhashi	Independent Woman Director	1.17	Nil
Ms. Bhumika Batra [#]	Independent Woman Director	-	Nil
Mr. Indraneel Chitale [#]	Independent Director	-	Nil
Mrs. Maithili R. Sanghvi	Non Executive Non Independent Director	1.07	Nil
Mr. Rishi C. Sanghvi	Managing Director*	43.93	Nil
Mr. Sham D. Kajale	Joint Managing Director & CFO**	22.07	10.40%
Mr. Rajesh P. Likhite	Company Secretary	4.51	9.00%

Notes:

- a. The aforesaid details are calculated on the basis of remuneration for the financial year 2023-24 and include sitting fees paid to Directors during the financial year.
- # Ms. Bhumika Batra and Mr. Indraneel Chitale were appointed as Independent Director of the Company w.e.f. 25 December 2023.
- @ Mr. S. Padmanabhan, Mr. Dara Damania, Mr. Pradeep R. Rathi and Mr. Dinesh H. Munot completed their second term of five years as an Independent Director/(s) of the Company w.e.f 31 March 2024.
- * The remuneration paid to Mr. Rishi C. Sanghvi - Managing Director excludes the commission of Rs. Lakhs.
- ** The remuneration paid to Mr. Sham D. Kajale - Joint Managing Director & CFO, excludes performance-based incentive of Rs. Lakhs.

- (ii) The percentage increase in the median remuneration of employees in the financial year: The median remuneration of employees of the Company during the financial year 2023-24 was Rs. 5.80 Lakhs. The percentage increase in the median remuneration of the employees in the financial year 2023-24 was 10.90% (previous year 9.75%).
- (iii) The average increase already made in the salaries of employees other than key managerial personnel was 10.15% whereas the increase in the managerial remuneration was 5.20%.
- (iv) The number of permanent employees on the rolls of company: There were 330 permanent employees on the rolls of the Company as on 31 March 2024.
- (v) Average percentile increase already made in the salaries of employees other than the managerial personnel in the last financial year and its comparison with the percentile increase in the managerial remuneration and justification thereof and point out if there are any exceptional circumstances for increase in the managerial remuneration: Other employees were given increments in accordance with the remuneration policy. The average percentile increase made in the salaries of employees other than the managerial personnel during FY 2023-24 aggregates to 10.15%.
- (f) Affirmation that the remuneration is as per the remuneration policy of the Company.

For **Sanghvi Movers Limited**

Rishi C. Sanghvi
Chairperson & Managing Director
 (DIN: 08220906)

Place: Pune
 Date: 16 May 2024

ANNEXURE C TO THE DIRECTORS' REPORT

FORM NO. AOC-2

[Pursuant to clause (h) of sub-section (3) of Section 134 of the Act and Rule 8(2) of the Companies (Accounts) Rules, 2014]

Form for Disclosure of particulars of contracts/arrangements entered into by the company with related parties referred to in sub section (1) of Section 188 of the Companies Act, 2013 including certain arm's length transaction under third proviso thereto.

1. Details of contracts or arrangements or transactions not at Arm's length basis:

Sr. No.	Name (s) of the related party & nature of relationship	Nature of contracts/arrangements/transaction	Duration of the contracts/arrangements/transaction	Salient terms of the contracts or arrangements or transaction including the value, if any	Justification for entering into such contracts or arrangements or transactions'	Date of approval by the Board	Amount paid as advances, if any	Date on which the special resolution was passed in General meeting as required under first proviso to Section 188
Not applicable								

2. Details of contracts or arrangements or transactions at Arm's length basis:

Sr. No.	Particulars	Details		
		Name (s) of the related party	Mr. Rishi C. Sanghvi	Mr. Sham D. Kajale
1.	Nature of relationship	Managing Director, Promoter of the Company and Son of Late Mr. C. P. Sanghvi and Ms. Mina C. Sanghvi		Joint Managing Director & CFO [#]
2.	Nature of contracts/arrangements/transaction		Salary	Salary
3.	Duration of the contracts/arrangements/transaction		01 April 2023 to 31 March 2024	
4.	Salient terms of the contracts or arrangements or transaction		Salary paid is at par with industry standards	Salary paid is at par with industry standards
5.	Date of approval by the Board		24 May 2023	24 May 2023
6.	Value of the transactions (Rs. in Lakhs)		1,175.00	180.00

* As gratuity and compensated absences are computed for all the employees in aggregate, the amounts relating to the Key Managerial Personnel cannot be individually identified. However, contribution toward superannuation fund is included as part of managerial remuneration.

[#] Mr. Sham D. Kajale resigned as Joint Managing Director and Director of the Company w.e.f 19 April 2024.

For **Sanghvi Movers Limited**

Rishi C. Sanghvi
Chairperson & Managing Director
 (DIN: 08220906)

Place: Pune
 Date: 16 May 2024

Directors' Report (Contd.)

ANNEXURE D TO THE DIRECTORS' REPORT

ANNUAL REPORT ON CSR ACTIVITIES

1. Brief outline on CSR Policy of the Company:

The objective of CSR policy is to lay down guidelines for proper functioning of CSR activities, to attain sustainable development of the nearby society:

To formulate and recommend to the Board, a Corporate Social Responsibility Policy indicating the activities to be undertaken by the Company in compliance with the provisions of the Companies Act, 2013 and the rules made thereunder:

- To recommend the amount of expenditure to be incurred on the activities referred to above;
- To monitor the implementation of the Corporate Social Responsibility Policy of the Company from time to time;
- To recommend to the Board necessary amendments, if any, in the CSR policy from time to time;
- To monitor the budget under the CSR activities of the Company;
- To accomplish the various CSR projects of the Company independently or through any other eligible NGO/Social Institute, as the case may be;
- To seek information from any employee as considered necessary;
- To obtain outside legal professional advice as considered necessary, and
- To secure attendance of outsiders with relevant expertise.

2. Composition of CSR Committee:

Sl. No.	Name of Director	Designation/Nature of Directorship	Number of meetings of CSR Committee held during the year	Number of meetings of CSR Committee attended during the year
1	Mr. Dara Damania	Chairperson	2	2
2	Mr. S Padmanabhan	Member	2	2
3	Mrs. Maithili Sanghvi	Member	2	2

3. Provide the web-link(s) where Composition of CSR Committee, CSR Policy and CSR Projects approved by the board are disclosed on the website of the company: <https://www.sanghvicranes.com/policies>

4. Provide the executive summary along with web-link(s) of Impact Assessment of CSR Projects carried out in pursuance of sub-rule (3) of rule 8, if applicable: Not applicable

5. (a) Average net profit of the company as per sub-section (5) of section 135: Rs. 42,49,81,286/-

(b) Two percent of average net profit of the company as per sub-section (5) of section 135: Rs. 85,00,000/- (rounded off)

(c) Surplus arising out of the CSR Projects or programmes or activities of the previous financial years: Nil

(d) Amount required to be set-off for the financial year, if any: Nil

(e) Total CSR obligation for the financial year [(b)+(c)-(d)]: Rs. 85,00,000/-

6. (a) Amount spent on CSR Projects (both Ongoing Project and other than Ongoing Project): Rs. 85,00,000/-

(1)	(2)	(3)	(4)	(5)	(6)
Sl. No.	Name of The Project	Item from the list of activities in schedule VII to the Act.	Local area (Yes/No)	Location of the project (District, State.)	Amount spent (Rs. in Lakhs)
1.	Connecting Trust	Education and livelihood	Yes	Pune	5.00
2.	Olympic Gold Quest (Foundation for Promotion of Sports & Games)	Sports	No	Pan India	25.00
3.	Navkshitij	Mental health and livelihood	Yes	Pune	8.75
4.	The National Federation of the Blind Maharashtra - Jagriti School for Blind Girls	Education and livelihood	Yes	Pune	8.00
5.	Vanishray	Education and livelihood	Yes	Pune	7.75
6.	Nutan Bal Shikshan Sangh, Kosbad	Education and livelihood	No	Kosbad, Maharashtra	5.50
7.	Maher	Education and livelihood	No	Kosbad, Maharashtra	3.00
8.	Maher	Education and livelihood	No	Bihar, India	3.75
9.	Sustainability Engine Foundation	Environmental sustainability	No	New Delhi	10.00
10.	Rotary Club of Pune Baner Charitable Trust	Healthcare	Yes	Pune	2.50
11.	The Poona Music Society	Enhancing vocational skills	Yes	Pune	0.75
12.	Poona South Rotary Charitable Trust	Education and livelihood	Yes	Pune	3.20
13.	Rotary Mamta Charitable Trust	Education	Yes	Pune	1.80
Total					85.00

(b) Amount spent in Administrative Overheads: Nil

(c) Amount spent on Impact Assessment, if applicable: NA

(d) Total amount spent for the Financial Year [(a)+(b)+(c)]: Rs. 85,00,000/-

(e) CSR amount spent or unspent for the Financial Year: Rs. 85,00,000/-

Total Amount Spent for the Financial Year (in Rs.)	Amount unspent (in Rs.)				
	Total Amount transferred to Unspent CSR Account as per sub-section (6) of section 135		Amount transferred to any fund specified under Schedule VII as per second proviso to sub-section (5) of section 135		
	Amount	Date of transfer	Name of the Fund	Amount	Date of transfer
85,00,000/-	Nil	NA	Nil	Nil	NA

(f) Excess amount for set-off, if any: No

(1)	(2)	(3)
Sl. No.	Particular	Amount (in Rs.)
(i)	Two percent of average net profit of the company as per sub-section (5) of section 135	85,00,000
(ii)	Total amount spent for the Financial Year	85,00,000
(iii)	Excess amount spent for the Financial Year [(ii)-(i)]	Nil
(iv)	Surplus arising out of the CSR projects or programmes or activities of the previous Financial Years, if any	NA
(v)	Amount available for set off in succeeding Financial Years [(iii)-(iv)]	NA

Directors' Report (Contd.)

7. Details of Unspent Corporate Social Responsibility amount for the preceding three Financial Years:

1	2	3	4	5	6	7	8
Sl. No.	Preceding Financial Year(s)	Amount transferred to Unspent CSR Account under sub-section (6) of section 135 (in Rs.)	Balance Amount in Unspent CSR Account under sub-section (6) of section 135 (in Rs.)	Amount Spent in the Financial Year (in Rs.)	Amount transferred to a Fund as specified under Schedule VII as per second proviso to sub-section (5) of section 135, if any	Amount remaining to be spent in succeeding Financial Years (in Rs.)	Deficiency, if any
					Amount (in Rs.) Date of transfer		
				Nil			

8. Whether any capital assets have been created or acquired through Corporate Social Responsibility amount spent in the Financial Year: No

Furnish the details relating to such asset(s) so created or acquired through Corporate Social Responsibility amount spent in the Financial Year:

(1)	(2)	(3)	(4)	(5)	(6)		
Sl. No.	Short particulars of the property or asset(s) [including complete address and location of the property]	Pincode of the property or asset(s)	Date of creation	Amount of CSR amount spent	Details of entity/Authority/beneficiary of the registered owner		
					CSR Registration Number, if applicable	Name	Registered address
				Not applicable			

(All the fields should be captured as appearing in the revenue record, flat no, house no, Municipal Office/Municipal Corporation/Gram panchayat are to be specified and also the area of the immovable property as well as boundaries)

9. Specify the reason(s), if the company has failed to spend two per cent of the average net profit as per sub-section (5) of section 135: NA

 For **Sanghvi Movers Limited On behalf of CSR Committee**
Rishi C Sanghvi
 Chairperson & Managing Director

Maithili R. Sanghvi
 Chairperson CSR Committee

 Place: Pune
 Date: 16 May 2024

ANNEXURE E TO THE DIRECTORS' REPORT

STATEMENT CONTAINING SALIENT FEATURES OF THE FINANCIALS STATEMENTS OF SUBSIDIARIES ASSOCIATES AND JOINT VENTURES

(Pursuant to first proviso to sub-section (3) of Section 129 of the Companies Act read with Rule 5 of Companies (Accounts) Rules, 2014)

Part "A": Subsidiaries:

(Rs. in Lakhs)

Sl. No.	Particulars	01	02
1.	S. No.		
2.	Name of the Subsidiary	Sanghvi Movers Vietnam Company Limited	Sangreen Renewables Private Limited
3.	The date since when subsidiary was acquired	16 September 2021	23 March 2024
4.	Reporting period for the Subsidiary	01 April 2023 to 27 February 2024	23 March 2024 to 31 March 2024
5.	Reporting currency and Exchange rate as on the last date of the relevant Financial year in the case of foreign subsidiaries	Reporting currency: Indian Rupee Exchange rate as on 31 March 2024: USD TO INR = 83.38	Reporting currency: Indian Rupee
6.	Share capital	26.44	0.00
7.	Reserves and surplus	0	0.00
8.	Total assets	29.13	0.00
9.	Total liabilities	29.13	0.3645
10.	Investments	0	0.00
11.	Turnover	0	0.00
12.	Profit/(Loss) before tax	(6.17)	(0.3645)
13.	Provision for taxation	0	0.00
14.	Profit/(Loss) after tax	(6.17)	(0.3645)
15.	Proposed dividend	Nil	Nil
16.	Percentage of shareholding	100%	100%

Notes:

A. Subsidiaries of the Company which are yet to commence operations:

- Sangreen Renewables Private Limited was incorporated on 23 March 2024 and yet to commence its operations.

B. Subsidiaries of the Company which have been liquidated or sold during the year:

- Sanghvi Movers Vietnam Company Limited was Voluntary wound up on 27 February 2024 and was dissolved as per Vietnamese Rules and Regulations. The Company received winding up confirmation letter from Hanoi City Department of Planning and Investment dated 27 February 2024.

 For **Sanghvi Movers Limited,**
Rishi C. Sanghvi
 Chairperson & Managing Director
 (DIN: 08220906)

 Place: Pune
 Date: 16 May 2024

Management Discussion and Analysis

Global economy

The global economy has demonstrated remarkable resilience, maintained steady growth, and showcased strength and adaptability. The Global growth rate stood at 3.3% in 2023 per IMF's projections. Even though the Russian-Ukraine war led to a global energy and food crisis, supply-chain disruptions are easing, showing resistance. A globally synchronised tightening of monetary policy played a crucial role, and eventually, the inflation eased off gradually. Current projections indicate that growth will remain steady at around 3.2% for 2024. Median headline inflation will likely decrease from 2.8% at the end of 2024 to 2.4% by 2025. The resilience in growth and faster disinflation can be attributed to favourable supply developments, including the diminishing impact of earlier energy price shocks and a notable rebound in labour supply, supported by sound immigration flows in many advanced economies. Decisive monetary policy actions and improved monetary policy frameworks, particularly in emerging markets, have been instrumental in anchoring inflation expectations. (Source: IMF)

Indian economy

During FY 2023-24, the Indian economy grew at 8.2%. This expansion was fuelled by optimistic signs in various industries, indicating resilience and confidence backed by good quantitative evidence. Consumer confidence increased, as evidenced by the RBI's household survey, suggesting increased optimism among households. Enterprises also reported good business circumstances, including increased production levels, greater capacity utilisation, and a better job outlook. Economic activity was vigorous during the fiscal year. High-frequency indicators, such as e-way bills, toll collections, and vehicle sales, constantly showed strong demand. The labour market witnessed outstanding improvement, with the unemployment rate falling to 7.6% by March 2024. The organised sector saw increased job creation, as demonstrated by the purchasing managers' index (PMI) for manufacturing and services, expanding employment prospects. A significant 11.1% rise in the capital investment budget for 2024-25 increased the total to Rs. 11,11,111 Crores, or 3.4% of GDP. The Reserve Bank has maintained its GDP growth prediction of 7.2% for FY 2024-25. Looking ahead, India has a high potential to become the world's third-largest economy by 2030, driven by strong domestic consumption, clear structural demand, and improved corporate and banking sectors. Infrastructure financing is crucial for economic growth and social welfare, traditionally dominated by state intervention in India due to market failures, high-risk perceptions, substantial sunk costs, better trade policy, significant infrastructure investments, and continued digitisation initiatives. With broad-based strategic changes, India is well-positioned for long-term economic growth. (Source: RBI)

Industry review

Construction equipment sector

India's construction equipment industry saw a 26% increase in sales to 1,35,650 units in FY 2023-24, driven by the government's infrastructure-led growth agenda, as reported by the Indian Construction Equipment Manufacturers' Association (ICEMA). In the previous fiscal year, sales totalled 1,07,779 units. Positive developments in all five major construction equipment segments boosted this growth. Specifically, sales of earthmoving equipment, the largest segment in the industry, rose to 93,531 units in FY 2023-24, marking a 21% increase from 77,164 units in FY 2022-23 and accounting for about 70% of total construction equipment sales in FY 2023-24.

1,35,650 units

Construction equipment sales in FY 2023-24

26%

YoY growth

(Source: Economic Times)

Construction sector

India consistently attracted foreign investment, receiving a total FDI inflow of USD 70.9 billion in FY 2023-24. The highest monthly inflows were in October 2023 at USD 6 billion and January 2024 at USD 5.9 billion. FDI equity inflows for the fiscal year amounted to USD 44.4 billion, with a notable 33% YoY growth to USD 12 billion in the January to March 2024 quarter. The construction, development, and power sectors saw FDI inflows more than double during this period. From April 2000 to March 2024, the cumulative FDI inflow into India totalled USD 990 billion, with Mauritius contributing the largest share at 25%, followed by Singapore at 24%. Maharashtra was the top beneficiary of FDI in FY 2023-24, receiving 30%, followed by Karnataka (22%), Gujarat (17%), Delhi (14%), and Tamil Nadu (5%). FDI plays a crucial role in India's economic growth, providing significant non-debt finance for development.

USD 70.9 Bn

FDI inflow in FY 2023-24

USD 990 Bn

Total cumulative FDI inflow from April 2000 to March 2024

(Source: lbfef.org)

Infrastructure sector

India's aim to become a USD 26 trillion economy by 2047 is directly related to its ambitious infrastructure development plans. The Indian Government has maintained that infrastructure is critical to economic growth and effective governance. The latest efforts and strategic investments demonstrate India's commitment to developing world-class infrastructure, serving numerous industries, and moving the country towards its economic goals.

PM Gati Shakti - National Master Plan for Multi-modal ConnectivityThe PM Gati Shakti - National Master Plan for Multi-modal Connectivity, funded with USD 1.3 trillion, aims to reform and improve efficiency in India's infrastructure sector. It plans to connect different modes of transportation and logistics to make freight movement smoother and cheaper.

National Infrastructure Pipeline (NIP)

The National Infrastructure Pipeline (NIP), alongside initiatives such as Make in India and the Production Linked Incentive (PLI) scheme, aims to enhance infrastructure development greatly. Historically, over 80% of India's infrastructure spending has focused on transportation, electricity, and water, highlighting their importance.

Smart Cities Mission and Pradhan Mantri Awas Yojana Infrastructural improvements have resulted in substantial advancements in these programmes. The Pradhan Mantri Awas Yojana programme addresses the housing crisis and provides all residents with affordable housing options, while the Smart Cities Mission develops metropolitan areas with contemporary facilities and technologies.

Power sector

India's energy consumption, which correlates directly with GDP growth, increased by 7.4% in FY 2023-24 to 1,626 billion units (BU), the Central Electricity Authority (CEA) reported. During this time, there was a notable 13% increase in peak power consumption, reaching a record high of 243 gigawatts (GW). September 2023 saw an unexpected peak outside of the traditional summer peak season. Hydroelectric electricity production decreased by 17% annually due to the unpredictable monsoon rains, increasing the dependency on thermal power generation.

1,626 BU

Electricity consumption in FY 2023-24

7.4%

GDP growth in FY 2023-24

The Indian Government required domestic coal-based power plants to mix 6% imported coal to guarantee energy security. Furthermore, imported coal-based power plants had to run at full capacity between September 2023 and June 2024 and again in mid-October 2024. Several state governments have declared their intention to increase the capacity for producing thermal power in response to a rising need for electricity.

Renewable energy sector

India is ranked third in EY's Renewable Energy Country Attractiveness Index, demonstrating robust renewable energy market conditions, inclusive policy initiatives, and advances in investment and technology targeted at developing self-sufficient supply chains. Despite these achievements, overcoming obstacles will be critical to maintaining high sectoral growth. Integrating more variable energy sources puts pressure on grid infrastructure, demanding significant investment in energy transmission network upgrades and expansions. India has demonstrated remarkable resilience in the face of global challenges, with energy consumption hitting a record high of 243 GW in 2023 and rising by more than 5% per year over the previous decade. Economic growth and digitalisation will likely drive up industrial, commercial, and residential demand. As of 31 March 2024, India's installed power generation capacity is 442 GW, with non-fossil fuels accounting for 45% or 199 GW.

442 GW

Installed power generation capacity on 31 March 2024

199 GW

Non-fossil fuel-based power generation capacity on 31 March 2024

(Source: [Economic Times](http://EconomicTimes))

In FY 2023-24, renewable energy accounted for 71% of all capacity expansions. Energy security and sustainable development hinge on achieving the 500 GW non-fossil fuel capacity target by 2030, prompting the government to invite bids for 50 GW of renewable energy annually until FY 2027-28. Governmental initiatives accelerating renewable capacity growth include financial assistance programmes, competitive bidding procedures, and open access to green energy. Reforms such as the revised Electricity (Amendment) Rules, 2022 have improved state DISCOM financial flows and decreased delayed payments to renewable energy providers. Furthermore, suggestions for differential time-of-day rates seek to transfer some night-time power demand to the daytime to optimise energy usage. The share of coal in India's total installed capacity fell below 50% for

Management Discussion and Analysis (Contd.)

the first time. India saw significant growth in renewable energy sectors in FY 2023-24. Wind power capacity additions rose to 3.3 GW from 2.3 GW in FY 2022-23. Moreover, for the first time since FY 2016-17, India added 1.4 GW of nuclear power capacity. Reflecting India's ambitious renewable energy goals, auctions for renewable energy projects reached a record high in FY 2023-24, with approximately 41 GW of capacity auctioned.

~41 GW

Renewable energy capacity auctioned in FY 2023-24

(Source: [Economic Times](#))

Oil and gas sector

India maintained its position as the world's third-largest energy consumer as of 2023. In April 2024, the country produced 2.42 million metric tonnes (MMT) of crude oil, with 73% of this production handled by public sector undertaking (PSU) companies. Assam, Gujarat, and Rajasthan collectively accounted for over 96% of India's domestic oil production.

India is the world's third-largest energy consumer as of 2023

(Source: [Press Information Bureau](#))

India's strategic petroleum reserves (SPR) capacity stands at approximately 5.33 MMT, ensuring stability in supply. In April 2024, exports of petroleum, oils, and lubricants (POL) products saw a notable increase of 9.6% compared to the previous year.

~5.33 MMT

India's capacity of strategic petroleum reserves in 2023

~9.6%

Increase in India's capacity of strategic petroleum reserves from 2022

(Source: [Ministry of Petroleum and Gas](#))

From April 2023 to March 2024, India's crude oil production totalled 29.4 MMT, supporting domestic consumption needs. Petroleum product consumption in India reached 233.3 MMT during the fiscal year, driven by economic activities and growing energy demands.

29.4 MMT

Total crude oil production in India in FY 2023-24

233.3 MMT

Total petroleum product consumption in India in FY 2023-24

(Source: [Economic Times](#))

India's oil consumption is forecasted to rise significantly, projected to increase from 4.8 million barrels per day (MBPD) in 2019 to 7.2 MBPD by 2030 and further to 9.2 MBPD by 2050, underscoring the country's expanding energy needs and development aspirations.

Cement industry

The Indian cement industry, the second-largest producer globally, is renowned for its energy efficiency, resource conservation, social responsibility, and environmental consciousness. The industry has long been committed to green, clean, and sustainable practices. In FY 2022-23, the Indian cement market achieved a significant size of 397 million tonnes per annum (MTPA), driven by substantial growth in the housing sector and continued investments in infrastructure development. The industry will likely grow impressively by 9-10% during FY 2023-24, reaching a total volume of 425-430 MTPA.

425-430 MTPA

Indian cement industry (by volume) in FY 2023-24

(Source: [Report of ICRA Limited](#))

As India gears up for rapid economic growth and urbanisation, the demand for quality infrastructure and modern living spaces is rising. The development of Tier-II cities and rural areas drives the need for housing, transportation networks, healthcare facilities, and educational institutions. Additionally, the increase in commercial and industrial activities is boosting the demand for commercial spaces. With this positive outlook, the Indian cement sector anticipates an 8-9% increase in FY 2024-25 demand. The industry expects to add 150-160 MTPA in capacity over the next five years through organic and inorganic expansion strategies.

Steel industry

India is the second-largest producer of crude steel globally. In FY 2023-24, domestic crude steel production rose by 13.2% YoY to 144.04 MT, while finished steel consumption increased by 13.6% YoY to 136.25 MT. Robust domestic demand, supported by the government's continued infrastructure and housing investments, the rising share of manufacturing in GDP, and healthy demand from the automotive sector drove this growth. However, domestic steelmakers faced pressure on margins due to volatile commodity and energy costs, and a surge in low-cost imports further pressured steel prices.

144.04 MT

India's crude steel production in FY 2023-24

^ 13.2% Y-o-Y growth

136.25 MT

India's finished steel consumption in FY 2023-24

13.6% Y-o-Y growth

(Source: [Ministry of Steel](#))

During FY 2023-24, India became a net importer of steel as cheaper imports from Asia, particularly China, entered the domestic market. Overall, steel exports (finished and semi-finished) increased by only 2.5% to 8.54 MT due to weak global demand, while steel imports jumped 37% YoY to 9.65 MT. Imports from China increased by 93% YoY to approximately 2.7 MT, while imports from ASEAN countries and Japan grew by 75% and 52% YoY to around 1.7 MT and 1.3 MT, respectively. The rising level of imports poses a significant risk to domestic steel prices and margins. Meanwhile, Europe emerged as the largest destination for Indian steel exports, accounting for 55% (approximately 4.7 MT) of the total.

Company overview

Sanghvi Movers Limited (SML) is India and Asia's largest crane rental company and the fourth-largest globally, per International Cranes (June 2024). Established in 1989 and headquartered in Pune, the Company steadily grew its market presence and capabilities. The Company's shares are listed on the Bombay Stock Exchange and the National Stock Exchange. The Company is certified with ISO 9001:2015, ISO 14001:2015, and ISO 45001:2018 standards, reflecting its commitment to quality, environmental management, and occupational health and safety. The Company's fleet comprises over 346 medium to large-sized heavy-duty telescopic and crawler cranes, with capacities ranging from 20 to 1,600 MT, operating across 130+ job sites nationwide. SML supports various industrial sectors, including power, steel, cement, fertilisers, petrochemicals and refineries, metro railways, and the wind power sector. Additionally, SML has over 100 high-bed trailers and 100 multi-axle lines for efficient equipment transportation.

346

Total cranes in SML's fleet in FY2023-24

130+

Job sites of SML nationwide in FY 2023-24

SML maintains a pan-India presence with depots in over ten states, ensuring timely service delivery. Since its IPO in 1995, SML has strategically expanded its fleet. A notable milestone was the Company's collaboration with Reliance Industries Limited in FY 1997-98, involving a significant capex of over Rs. 50 Crores and deploying over 75 cranes. SML's continuous investment in a world-class crane fleet, supported by a workforce of over 1,800 individuals and cutting-edge machinery, ensures it remains a leader in the crane rental industry.

10+

States where SML is present

17+

SML's depots

1,800+

SML's workforce strength

Opportunities

- **Infrastructural development:** With India's focus on infrastructure development, including initiatives like Smart Cities and industrial expansions, there is a growing demand for heavy-lifting solutions provided by SML.
- **Renewable energy growth:** The increasing emphasis on renewable energy projects, such as wind farms, presents opportunities for SML to expand its crane services in this sector.
- **Urbanisation and industrialisation:** As urban centres expand and industrial activities grow, there is a consistent need to construct new facilities and infrastructure, which drives demand for crane rental services.
- **Technological advancements:** Integration of advanced technologies in crane operations, such as digital monitoring and automation, can enhance efficiency and safety, positioning SML as a leader in modern crane solutions.
- **Global expansion:** Leveraging its widespread domestic market presence, SML can explore opportunities for international expansion, particularly in regions undergoing rapid infrastructure development.

Threats

- **Economic uncertainty:** Fluctuations in economic conditions, currency exchange rates, and regulatory changes can impact overall infrastructure spending, potentially affecting demand for crane rental services.
- **Intense competition:** The crane rental industry is competitive, with several global and domestic players vying for market share. Intensified competition could pressure pricing and margins.
- **Supply chain risks:** Dependencies on suppliers for crane parts and maintenance could expose SML to risks related to supply disruptions, which could affect service delivery and client satisfaction.

Management Discussion and Analysis (Contd.)

Risk and concerns

SML is aware of the dangers it encounters and understands the need to handle them to protect itself from any harmful effects adequately. As a result, the Company has established an extensive risk management structure that functions at various levels throughout the enterprise. The Board of Directors establishes the overall risk management plan and approves operating procedures. This approach guarantees that risk management is consistent with SML's overarching goals and values. Then, the Risk Management Committee monitors the strategy's execution and regularly assesses the degree of risk. By doing this, the Company can better detect new threats and ensure its risk management procedures are still applicable and efficient. By adhering to this framework, SML reduces earnings volatility and increases shareholder value. This proactive approach to risk management prepares the Company to face problems and capitalise on future possibilities.

- **Economic risks:** Economic risks are losses that occur as a result of macroeconomic causes. Economic concerns for SML include a downturn in the building business, inflation, and currency rate volatility. Failure to adequately manage these risks may result in decreasing demand, greater operational expenses, and financial losses for the Company. The Company reduces economic risk by servicing a diversified client base, implementing flexible pricing strategies, reducing expenses, investing in technology, and maintaining a solid financial position with minimal debt and sufficient cash reserves. These strategies help SML navigate economic downturns and capitalise on opportunities.
- **Market risks:** In the context of SML, market risk encompasses the potential for financial losses arising from shifts in market dynamics, such as alterations in demand for crane rental services, competition from other crane rental companies, and changes in equipment pricing. These factors can influence the Company's financial performance. To mitigate these risks, SML has adopted several strategies. These include diversifying its client base across industries and geographies, entering into long-term client contracts, and utilising financial hedging instruments. Additionally, the Company focuses on optimising operating costs and continuously monitoring market conditions to make well-informed decisions. These measures collectively contribute to managing and mitigating market risks effectively.
- **Operational risks:** SML operates in a high-risk environment where any error or mistake could lead to significant financial and reputational losses. The Company implements safety protocols, invests in equipment maintenance, and

provides regular employee training to mitigate operational risks. Operational risks include safety hazards, equipment maintenance challenges, and employee training needs. The Company mitigates these risks through stringent safety protocols, diligent equipment maintenance practices, and ongoing employee training initiatives. Moreover, SML diversifies its client base across industries and regions, secures long-term contracts, and employs financial hedging strategies to safeguard against market volatility and optimise operational efficiency.

- **Cybersecurity risks:** SML's digital assets and data are potentially vulnerable to cyber threats, including hacking, data breaches, and ransomware attacks. The Company has adopted robust security measures, such as firewalls, antivirus software, and data encryption, to mitigate these risks. Regular security inspections are conducted, and employees receive ongoing cybersecurity training to bolster the Company's defence against cyber threats.
- **Financial risks:** SML's financial performance is closely tied to the demand for its services, making it susceptible to changes in economic conditions and industry dynamics. To manage these financial risks effectively, the Company diversifies its revenue sources, maintains adequate cash flow, and regularly evaluates its financial statements to assess potential risks and seize opportunities.
- **Sustainability risks:** Sustainability risks encompass the potential adverse effects of a company's operations on the environment and society and the impacts of climate change on SML's activities. These risks may include heightened regulatory pressures to curb greenhouse gas emissions, reputational harm from environmental or societal impacts, and physical risks such as equipment damage from extreme weather events. Companies are adopting sustainability strategies focused on reducing environmental and social impacts, such as cutting greenhouse gas emissions, enhancing energy efficiency, improving waste management, and implementing sustainable supply chain practices to mitigate these risks. Additionally, SML engages with stakeholders—including investors, customers, and local communities—to understand their concerns and expectations regarding sustainability, fostering relationships built on transparency and trust.
- **Technology risks:** SML depends significantly on technology to operate and manage its cranes. Any technology failure or disruption could adversely affect its business operations. To mitigate these risks, the Company invests in dependable and secure technology infrastructure, conducts regular data backups, and has a disaster recovery plan.

Human resources

Addressing manpower risks is crucial to our operations and growth. The industry demands a workforce with specialised expertise in operating and maintaining cranes, making recruitment and retention of suitable talent a significant challenge.

To tackle these challenges and mitigate the risks associated with manpower shortage and poaching, Sanghvi Movers has proactively implemented several initiatives:

- **Leadership Development:** We focus on identifying and nurturing potential leaders within the organisation. This investment in employee development ensures a pipeline of skilled operators and technical staff who can drive the company's success.
- **Individual Development and Career Planning:** Empowering employees with growth opportunities through structured career planning and skill development programmes is a priority. Continuous upgradation of skills across all experience levels ensures our workforce remains competent and adaptable to the latest industry knowledge and practices.
- **Employee Engagement and Recognition:** Implementing effective engagement and recognition frameworks at various levels promotes a positive work culture and motivates employees to perform at their best. By acknowledging and appreciating their efforts, we encourage loyalty and reduce the likelihood of losing experienced staff to competitors.
- **People Rotation:** Focusing on top talent, we practice strategic people rotation across different projects and locations. This approach leverages the strengths and skills of key employees, providing diverse opportunities and challenging assignments. It not only retains top talent but also ensures a continuous learning and development journey for our workforce.

Internal control systems and their adequacy

Internal control systems are the policies and procedures implemented by a company to ensure the accuracy, reliability, and completeness of its financial statements. SML has established a comprehensive system of internal controls tailored to its business size and nature. This system aims to efficiently use resources while safeguarding assets from unauthorised use or disposal. Measures are in place to accurately authorise, record, and report all transactions, ensuring the integrity of financial and operational data used in financial reporting and asset management. To strengthen its internal control framework, SML conducts extensive internal audits overseen by independent auditors who review operations and procedures. The management team regularly evaluates the system to identify areas for improvement. Documented policies, guidelines, and procedures ensure employees understand their responsibilities and adhere to expected standards of conduct. These policies promote the consistent application of SML's internal control system across the organisation. The Company aims to maintain accurate and reliable financial statements, with its internal control system playing a crucial role in achieving this objective.

Cautionary statement

The management discussion and analysis section includes forward-looking statements concerning future prospects, which involve numerous identified and unidentified risks and uncertainties that could significantly differ from actual results. Additionally, changes in the macro-environment, such as global pandemics like COVID-19, present unforeseen, unprecedented, and constantly evolving risks to the Company and its operating environment. The assumptions underlying these statements rely on available internal and external information and serve as the basis for determining certain facts and figures in the report. As these assumptions are subject to change over time, the estimates upon which they are based may also change accordingly. These forward-looking statements reflect the Company's current intentions, beliefs, or expectations, and each statement speaks only as of the date it was made. The Company does not undertake to revise or update any forward-looking statements, whether due to new information, future events, or otherwise.

Report on Corporate Governance

A report on compliance with corporate governance principles as prescribed under Regulation 17 to 27 read with Schedule V of SEBI (Listing Obligations and Disclosure Requirements) Regulations, 2015 (hereinafter referred as listing regulations) and practices followed on Corporate Governance, the report containing the details of Corporate Governance system and process at Sanghvi Movers Limited is as under:

COMPANY'S PHILOSOPHY ON CODE OF GOVERNANCE

The Company is committed to maintain high standards and continues to practice good Corporate Governance. Good governance encompasses conduct of the Company's business in an ethical, transparent, fair and equitable manner with due regard to the interests of various stakeholders, exercising proper control over the Company's assets and transactions.

Sanghvi Movers Limited core values are based on integrity, respect for the law and compliance thereof and accountability. In Sanghvi Movers Limited, we believe that good governance is a systemic process which enables the Company to operate in a manner that meets with the ethical, legal and business expectations and at the same time fulfils its social responsibilities.

The Sanghvi Movers Limited Board endeavours, by leveraging the resources at its disposal and fostering an environment for growth and development of human resources. The management team is fully empowered to take the Company forward within the framework of effective accountability, which in turn enables the conversion of opportunities into achievements for the betterment of the Company and its stakeholders. The Directors present the Company's Report on Corporate Governance. Sanghvi Movers Limited believes that good governance generates goodwill among business partners, customers and investors and earns respect from society at large. Your Company is committed to the principles of good governance.

BOARD OF DIRECTORS

Composition and size of the Board

The Board of Directors of the Company has a combination of Executive, Non-Executive and Independent Directors, to maintain the independence of the Board. As on 31 March 2024, the Company's Board consists of Eleven Directors. It comprises of One Managing Director, One Joint Managing Director, One Non-Executive Non-Independent and Eight Non-Executive Independent Directors including Two Woman Independent Director.

The composition of the Board and category of Directors is as follows:

Category	Name	DIN
Managing Director	Mr. Rishi C. Sanghvi	08220906
Joint Managing Director & CFO	Mr. Sham D. Kajale [@]	00786499
Independent Director	Mr. Dara N. Damania*	00403834
Independent Director & Chairman	Mr. S. Padmanabhan*	00001207
Independent Director	Mr. Pradeep R. Rathi*	00018577
Independent Director	Mr. Dinesh H. Munot*	00049801
Independent Woman Director	Mrs. Madhu Dubhashi	00036846
Independent Director	Mr. Madhukar V. Kotwal	00001744
Non-Executive Non-Independent Director	Mrs. Maithili R. Sanghvi	08334635
Independent Woman Director	Ms. Bhumika Batra [#]	03502004
Independent Director	Mr. Indraneel Chitale [#]	07720280
Additional Director	Mr. Tushar Mehendale [§]	01845705

Notes:

- [#] The Board of Directors, through circular resolution passed on 25 December 2023, appointed Ms. Bhumika Batra as an Additional Director category (Non-Executive Independent Woman Director) and Mr. Indraneel Chitale as an Additional Director category (Non-Executive Independent Director) of the Company with effect from 25 December 2023 and their appointment was approved by the members by means of e-voting held through postal ballot process concluded on 29 January 2024.
- ^{*} Mr. Subramanian Padmanabhan, Mr. Dara Nadirshaw Damania, Mr. Pradeep Ramwilas Rathi and Mr. Dinesh Hirachand Munot, Independent Director(s) of the Company, ceased to be Directors of the Company upon completion of their second term as an Independent Directors on 31 March 2024.
- [@] Mr. Sham D. Kajale (DIN: 00786499) Joint Managing Director and CFO of the Company, step down as Joint Managing Director and Director of the Company w.e.f. 19 April 2024, however he would continue to work as Chief Financial Officer of the Company.
- [§] The Board of Directors in their Meeting held on 16 May 2024, appointed Mr. Tushar Mehendale as an Additional Director category (Non-Executive Independent Director).

Independent Directors

Independent Directors are Non-Executive Directors, who other than receiving Director's sitting fees do not have any other material pecuniary relationship or transactions with the Company, its Promoters, its Directors, its Senior Management or its associates, which may affect the independence of the Director and who are not related to the Promoters or Senior Management of the Company and who has not been an executive of the Company and who is not a partner or an executive of the statutory audit firm, internal audit firm, legal firm and consulting firm who is associated with the Company and who is not a material supplier, service provider or customer or a lessor or a lessee of the Company, which may affect the independence of the Director.

The following table gives details of Directors, attendance of Directors at the Board Meetings and at the last Annual General Meeting, number of memberships held by Directors in the Board/Committees of various companies as of 31 March 2024:

Name	Attendance Particulars		Number of Other Directorships and Committee Memberships/Chairmanships		
	Board Meetings	Last AGM	Other Directorships*	Committee Memberships**	Committee Chairmanships**
Mr. Rishi Sanghvi	06	Y	0	0	0
Mr. Dara Damania	06	Y	02	3	2
Mr. S. Padmanabhan	06	Y	01	1	0
Mr. Pradeep Rathi	06	Y	03	2	1
Mr. Dinesh Munot	05	Y	01	0	0
Mr. Madhukar V. Kotwal	05	Y	0	0	0
Mrs. Madhu Dubhashi	05	Y	03	2	2
[#] Ms. Bhumika Batra	03	NA	06	6	4
[#] Mr. Indraneel Chitale	02	NA	0	0	0
Mrs. Maithili R. Sanghvi	06	Y	0	0	0
Mr. Sham D. Kajale	06	Y	0	0	0

* Excludes directorship in Sanghvi Movers Limited. Also excludes directorship in Unlisted Public and Private Companies, Companies incorporated under Section 8 of the Companies Act, 2013.

** For the purpose of considering the limit of Committee Memberships and Chairmanships of a Director, Audit Committee and Stakeholders Relationship Committee of Public Companies have been considered. Also excludes the Memberships & Chairmanships in Sanghvi Movers Limited.

[#] The Board of Directors appointed Ms. Bhumika Batra and Mr. Indraneel Chitale as an Additional Director (Non-Executive Independent Director) of the Company with effect from 25 December 2023.

Directors and their Directorships in other listed Companies are as under:

Name of the Directors	Number of the listed entities in which Director holds Directorship	Category of Directorship
Mr. Rishi C. Sanghvi	-	-
Mr. Dara Damania	02	Independent Director
Mr. S. Padmanabhan	01	Independent Director
Mr. Pradeep Rathi	03	Independent Director
Mr. Dinesh Munot	01	Executive Director
Mr. Madhukar V. Kotwal	-	-
Mrs. Madhu Dubhashi	03	Independent Director
Ms. Bhumika Batra	06	Independent Director
Mr. Indraneel Chitale	-	Independent Director
Mr. Sham D. Kajale	-	-
Mrs. Maithili R. Sanghvi	-	-
Mr. Tushar Mehendale	-	-

Report on corporate Governance (Contd.)

Name of the Directors	Name of the listed entities in which Director holds Directorship	Category of Directorship
Mr. Rishi C. Sanghvi	Nil	Not Applicable
Mr. Dara Damania	1. Sudarshan Chemical Industries Limited 2. KSB Limited	Independent Director Independent Director
Mr. S. Padmanabhan	1. Sudarshan Chemical Industries Limited	Independent Director
Mr. Pradeep Rathi	1. Sudarshan Chemical Industries Limited 2. Clean Science and Technology Limited 3. Finolex Industries Limited	Non-Executive Non Independent Director Chairperson Non-Executive Non Independent Director, Chairperson Independent Director
Mr. Dinesh Munot	1. ZF Steering Gear India Limited	Executive Director Chairperson
Mr. Madhukar V. Kotwal	Nil	Nil
Mrs. Madhu Dubhashi	1. Pudumjee Paper Products Limited 2. Clean Science and Technology Limited 3. Tega Industries Limited	Independent Director Independent Director Independent Director
Ms. Bhumika Batra	1. Jyothy Labs Limited 2. Finolex Industries Limited 3. NDL Ventures Limited 4. Hinduja Global Solutions Limited 5. Sharp India Limited 6. Repro India Limited	Independent Director Independent Director Independent Director Independent Director Independent Director Independent Director
Mr. Indraneel Chitale	Nil	Nil
Mr. Sham D. Kajale	Nil	Nil
Mrs. Maithili R. Sanghvi	Nil	Nil

Notes:

- Excludes directorship in Sanghvi Movers Limited. The Directorships held in unlisted public limited companies, private limited companies, one person companies and companies under Section 25 of the Companies Act, 1956/under Section 8 of the Companies Act, 2013 have not been considered.
- None of the Directors on the Board is a Director of more than eight listed companies.
- Mr. Rishi C. Sanghvi is the son of Late Mr. C. P. Sanghvi Ex. Chairman & Managing Director. Mrs. Maithili R. Sanghvi is the wife of Mr. Rishi C. Sanghvi.
- No other Director is related to any other Director of the Company within the meaning of Section 2(77) of the Companies Act, 2013 and rules thereof.

No. of Board Meetings held during the year along with the dates of the meetings

The meetings of the Board are normally held at the Company's Registered Office in Pune. The notice along with agenda is circulated to the Directors well in advance. During the year 2023-24, the Board met six times on the following dates, namely, 24 May 2023, 07 August 2023, 07 November 2023, 07 February 2024, 05 March 2024 and 29 March 2024 the maximum time gap between two meetings did not exceed one hundred and twenty days. The Board meets at least once in each quarter to review the quarterly financial results and to consider other items on the agenda.

Board Procedures

The dates for meetings of the Board of Directors and its Committees are scheduled in advance and published as a part of the Annual Report. The Agenda and the explanatory notes are circulated well in advance to the Directors in accordance with the Secretarial Standards. The Managing Director and Joint Managing Director & CFO make presentations to the Board on matters including but not limited to the Company's performance, operations, plans, etc. The Board has complete access to any information within your Company which includes the information as specified in Regulation 17 of the Listing Regulations. Regular updates provided to the Board, inter alia, include:

- Capital budgets and any updates;
- Quarterly financial results for your Company;
- Minutes of meetings of Committees of the Board of Directors;
- The information on recruitment and remuneration of Senior Management Personnel just below the level of Board of Directors;
- Show cause, demand, prosecution and penalty notices, which are materially important;
- Fatal or serious accidents, dangerous occurrences, if any;
- Sale of a material nature, or of investments and assets which are not part of the normal course of business;
- Details of foreign exchange exposures and the steps taken by management to limit the risks of adverse exchange rate movement, if material;
- Non-compliance of any regulatory, statutory or listing requirements and shareholders service such as nonpayment of dividend, delay in share transfer; and
- Any other information which is relevant for decision making by the Board.

Directors' inter-se relationship

Mr. Rishi C. Sanghvi is the son of Late Mr. Chandrakant Sanghvi, Ex. Chairman & Managing Director of the Company. Mrs. Maithili R. Sanghvi is the wife of Mr. Rishi C. Sanghvi – Managing Director of the Company. Except this there is no other inter-se relationship amongst the Directors.

No. of equity shares directly held by the Non-Executive Directors as on 31 March 2024:

Name of the Director	No. of Equity Shares
Mr. Dara Damania	-
Mr. S. Padmanabhan	-
Mr. Pradeep Rathi	-
Mr. Dinesh Munot	-
Mr. Madhukar V. Kotwal	-
Mrs. Madhu Dubhashi	20,000
Ms. Bhumika Batra	-
Mr. Indraneel Chitale	-

Declaration by Independent Directors

The Company has received declaration under Section 149(7) of the Companies Act 2013 that they meet the criteria of independence laid down in Section 149 (6) of the Companies Act, 2013 and Regulation 25 of SEBI (Listing Obligations and Disclosure Requirements) Regulations, 2015.

Familiarisation Programme for Independent Directors

The Board has adopted Familiarisation Programme Independent Directors pursuant to listing regulations. The programme aims to provide insights into the Company to enable the Independent Directors to understand its business in depth and contribute significantly to the Company and to help them in the efficient discharge of their roles, rights and responsibilities in the Company. The familiarisation programmes along with details of the same imparted to the Independent Directors during the year are available on the website of the Company <https://www.sanghvicranes.com/investor/company-policies/>.

Skills matrix for the Directors

The list of core skills, expertise and competencies identified by the Board of Directors of the Company, essential for effective functioning of the Company and is available with the existing Board of Directors is provided below:

Skills	Details
Strategy & Strategic planning	<ul style="list-style-type: none"> Identification and assess strategic opportunities and threats to the Company; Leading management to make decisions in uncertain environments; Developing strategies for the achievement of long term goals.
Corporate Governance	<ul style="list-style-type: none"> Implementation of best Corporate Governance practices in the interests of all shareholders; Maintaining Board and management accountability; Ensuring adherence of the Corporate Governance requirements.
Financial Skills	<ul style="list-style-type: none"> Effective financial management; Monitoring of finances; Ensuring timely financial reporting; Budgetary control; Financial risk management and its mitigation; Financial planning.
Legal & Regulatory knowledge	<ul style="list-style-type: none"> Knowledge of statutory requirements; Effective Compliance Management system; Regular follow up in Board and Committee Meetings.

Report on corporate Governance (Contd.)

In the table below, the specific areas of focus or expertise of individual board members have been highlighted.

Director	Strategy & Strategic planning	Corporate Governance	Financial Skills	Legal & Regulatory knowledge
Mr. Rishi C. Sanghvi	Y	Y	Y	Y
Mr. Dara Damania	Y	Y	Y	Y
Mr. S. Padmanabhan	Y	Y	Y	Y
Mr. Pradeep Rathi	Y	Y	Y	Y
Mr. Dinesh Munot	Y	Y	Y	Y
Mr. Madhukar V. Kotwal	Y	Y	Y	Y
Mrs. Madhu Dubhashi	Y	Y	Y	Y
Ms. Bhumika Batra	Y	Y	Y	Y
Mr. Indraneel Chitale	Y	Y	Y	Y
Mr. Sham D. Kajale	Y	Y	Y	Y
Mrs. Maithili R. Sanghvi	Y	Y	N	N

COMMITTEES OF THE BOARD

AUDIT COMMITTEE

The Audit Committee is, inter alia, entrusted with the responsibility to monitor the financial reporting, audit process, determine the adequacy of internal controls, evaluate and approve transactions with related parties, disclosure of financial information and recommendation of the appointment of Statutory Auditors. The composition of the Audit Committee is in alignment with provisions of Section 177 of the Companies Act, 2013 and Regulation 18 of the Listing Regulations. The Members of the Audit Committee are financially literate and have experience in financial management.

The Audit Committee was constituted to ensure prudent financial and accounting practices, fiscal discipline and transparency in financial reporting. The quarterly results are reviewed by the Audit Committee and recommended to the board for its adoption. The Chairman of the Committee is an Independent Director.

Role and objectives

The Audit Committee is empowered, pursuant to its terms of reference and its role, inter alia, includes the following:

- Overseeing Company's financial reporting process and the disclosure of its information;
- Reviewing with the management quarterly, half-yearly, nine months and annual financial statements before submission to the Board for approval;
- Reviewing the Management Discussion and Analysis of the financial condition and results of operations;
- Reviewing, with the management, the annual financial statements and auditor's report thereon before submission to the Board for approval, with particular reference to:
 - Matters required to be included in the Directors' Responsibility Statement to be included in the Board's Report as per Section 134(3)(c) of the Companies Act, 2013;

- Changes in the accounting policies and practices and the reasons for the same, major accounting entries involving estimates based on the exercise of judgement by management and significant adjustments made in the financial statements arising out of audit findings;
 - Compliance with the Listing Regulations and other legal requirements relating to financial statements;
 - Disclosure of any related party transactions; and
 - Qualifications in the draft audit report, if any.
- Reviewing and considering the following w.r.t. appointment of auditors before recommending to the Board:
 - qualifications and experience of the individual/firm proposed to be considered for appointment as auditor;
 - whether such qualifications and experience are commensurate with the size and requirements of the company; and
 - giving due regard to any order or pending proceeding relating to professional matters of conduct against the proposed auditor before the Institute of Chartered Accountants of India or any competent authority or any Court.
 - Recommending to the Board, the appointment, reappointment and if required, the replacement or removal of the statutory auditor, fixing of audit fees and approving payments for any other service;
 - Discussion with the statutory auditors before the audit commences, about the nature and scope of audit as well as post-audit discussion to ascertain any area of concern;
 - Reviewing and approving quarterly and yearly management representation letters to the statutory auditors;
 - Reviewing management letters/letters of internal control weaknesses issued by the statutory auditors and ensuring suitable follow-up thereon;

- Reviewing and monitoring the auditor's independence and performance and effectiveness of audit process;
- Reviewing the adequacy of internal audit function, if any, including the structure of the internal audit department, staffing and seniority of the official heading the department, reporting structure coverage and frequency of internal audit;
- Reviewing the appointment, removal and terms of remuneration of the Chief Internal Auditor of the Company;
- Evaluating the internal financial controls and risk management policies system of the Company;
- Discussion with the internal auditors on internal audit reports relating to internal control weaknesses and any other significant findings and follow-up thereon;
- Review and comment upon the report made by the statutory auditors (before submission to the Central Government) with regard to any offence involving fraud committed against the company by its officers/employees;
- Approval or subsequent modification of transactions of the Company with related parties including appointment and revision in remuneration of related parties to an office or place of profit in the Company;
- Reviewing the statements of significant related party transactions submitted by the management;
- Reviewing and scrutinising the inter-corporate loans and investments;
- Review of the Whistle Blower mechanism of the Company as per the Whistle Blower Policy. Overseeing the functioning of the same;
- Approval of appointment of CFO;
- Approving the auditors (appointed under the Companies Act 2013) to render any service other than consulting and specialised services;
- Recommending to the Board of Directors, the appointment, remuneration and terms of appointment of Cost Auditor for the Company;
- Review the cost audit report submitted by the cost auditor on audit of cost records, before submission to the Board for approval;
- Review and approve, policy on materiality of related party transactions and also dealing with related party transactions; and
- Any other matter referred to by the Board of Directors.

Composition of Committee up to 31 March 2024

Sr. No.	Name of the Director	Acting in the Committee as	Category of Directorship
1.	Mr. S. Padmanabhan	Chairperson	Independent Director
2.	Mr. Dara Damania	Member	Independent Director
3.	Mr. Pradeep Rathi	Member	Independent Director
4.	Mr. Dinesh Munot	Member	Independent Director
5.	Mr. Madhukar Kotwal	Member	Independent Director
6.	Mrs. Madhu Dubhashi	Member	Independent Director

Composition of Committee w.e.f. 01 April 2024

Sr. No.	Name of the Director	Acting in the Committee as	Category of Directorship
1.	Mrs. Madhu Dubhashi	Chairperson	Independent Director
2.	Mr. Madhukar Kotwal	Member	Independent Director
3.	Mr. Indraneel Chitale	Member	Independent Director

All members of the Committee are financially literate. The Company Secretary, Mr. Rajesh P. Likhite acts as the Secretary and Compliance Officer to the committee. The Internal Auditor and the Statutory Auditors also make their presentations at the Committee meeting.

Meetings and attendance during the year

During the year 2023-2024, the Audit Committee met six times on the following dates, namely, 24 May 2023, 07 August 2023, 07 November 2023, 07 February 2024, 05 March 2024 and 29 March 2024.

Name of Director	No. of Meetings held	No. of Meetings Attended
Mr. S. Padmanabhan	06	06
Mr. Dara Damania	06	06
Mr. Pradeep Rathi	06	06
Mr. Dinesh Munot	06	05
Mr. Madhukar Kotwal	06	05
Mrs. Madhu Dubhashi	06	05

NOMINATION & REMUNERATION COMMITTEE

The constitution and the terms of reference of the Nomination & Remuneration Committee are in compliance with the provisions of Section 178 (1) of the Companies Act, 2013 and Regulation 19 of the Listing Regulations.

Brief description of terms of reference

- Recommend to the Board the remuneration of the Whole Time Directors, Related Party in place of Profit and key managerial personnel;

Report on corporate Governance (Contd.)

- Identify persons who are qualified to become directors and who may be appointed in senior management in accordance with the criteria laid down, and recommend to the Board their appointment and removal;
- Carry out the evaluation of every director's performance and formulate criteria for evaluation of Independent Directors, Board/Committees of Board and review the term of appointment of Independent Directors on the basis of the report of performance evaluation of Independent Directors;
- Undertake any other matters as the Board may decide from time to time.

Composition of Committee up to 31 March 2024

Sr. No.	Name of the Director	Acting in the Committee as	Category of Directorship
1.	Mr. Pradeep Rathi	Chairperson	Independent Director
2.	Mr. S. Padmanabhan	Member	Independent Director
3.	Mr. Dara Damania	Member	Independent Director

Composition of Committee w.e.f. 01 April 2024

Sr. No.	Name of the Director	Acting in the Committee as	Category of Directorship
1.	Mr. Madhukar Kotwal	Chairperson	Independent Director
2.	Mrs. Madhu Dubhashi	Member	Independent Director
3.	Ms. Bhumika Batra	Member	Independent Director

The Committee complies with the provisions of the Companies Act, 2013 and the corporate governance code.

Remuneration to Managing Director and Joint Managing Director & CFO

For the year ended 31 March 2024, the following Remuneration was paid/payable to these Directors:

Name of Director	Salary	Performance Incentives, Ex-Gratia & other Perquisites	Commission Payable	Gratuity	Contribution towards Superannuation Scheme & National Pension Scheme	Total
Mr. Rishi C. Sanghvi	218.40	12.61 [#]	920.23	*	23.76	1,175.00
Mr. Sham D. Kajale	114.82	52.40 [§]	0	*	12.78	180.00

* As gratuity and compensated absences are computed for all the employees in aggregate, the amounts relating to the Key Managerial Personnel cannot be individually identified, had the Company calculated the gratuity on arithmetical basis, gratuity expense pertaining to Mr. Rishi C. Sanghvi would have amounted to Rs. 7.62 Lakhs (2023: Rs. 52.98 Lakhs) and for Mr. Sham D. Kajale would have amounted to Rs. 26.30 Lakhs (2023: Rs. 15.24 Lakhs). However, contribution toward superannuation fund is included as part of managerial remuneration.

[#] The payment of commission to Mr. Rishi C. Sanghvi is based on performance of the Company in Financial Year 2023-2024.

[§] The members of the Company in thirty fourth annual general meeting of the Company held on 22 August 2023 approved the payment of performance based incentive of Rs. 52.00 lakhs to Mr. Sham D. Kajale. The payment of performance is based on criticality of the roles and responsibilities, the company's performance, industry benchmark and current compensation trends in the market. The sole objective is to recognise his valuable contribution in the growth of the company, to reward him for his loyalty and integrity and to ensure his long term association with the company, till his superannuation age.

Meeting and attendance during the year

During the year 2023-2024, the Nomination & Remuneration Committee met on, 24 May 2023.

Name of Director	No. of Meetings held	No. of Meetings Attended
Mr. Pradeep Rathi	01	01
Mr. S. Padmanabhan	01	01
Mr. Dara Damania	01	01

Remuneration policy

The remuneration policy of the Company is directed towards rewarding performance, based on review of achievements on a periodic basis. The remuneration policy is consonance with the existing industry practice.

Pecuniary Relationship or Transactions of the Non-Executive Directors

There was no pecuniary relationship or transactions of the Non-Executive Directors vis-a-vis the Company, which has potential conflict with the interest of the organisation at large.

Senior Management

The Board of Directors has identified Senior Management Personnel(s), pursuant to the provisions of Regulation 16(1)(d) of LODR. Details of Senior Management Personnel(s) as on 31st March 2024, are a) Mr. Rishi C. Sanghvi – Managing Director, b) Mr. Sham D. Kajale – CFO, c) Mr. Rajesh P. Likhite – Company Secretary, d) Mr. Manish Pandey - Vice President Sales & Marketing, e) Mr. Anand Deshpande - Vice President Sales & Marketing, f) Mr. Abhijit Sawarkar – General Manager Accounts & Taxation & g) Mr. Akshay Pore – Head – Centre of Excellence.

Directors Sitting Fees:

The Company was paying sitting fees to the Independent and Non-Executive Directors at the rate of Rs. 1,00,000/- per Board Meeting, Rs. 35,000/- per Audit Committee Meeting and Rs.10,000/- per Other Committee Meeting. The sitting fees paid to Directors for the year ended 31 March 2024 were as follows:

Name of Director	Number of Meetings attended						Total
	Board Meetings	Audit Committee Meetings	Stakeholders Relationship Committee Meetings	Nomination & Remuneration Committee Meetings	Risk Management Committee	Corporate Social Responsibility Committee Meeting	
Mr. S. Padmanabhan	6	6	4	1	3	2	9.22
Mr. Dara Damania	6	6	4	1	3	2	9.12
Mr. Pradeep Rathi	6	6	0	1	NA	NA	8.22
Mr. Dinesh Munot	5	5	3	NA	NA	NA	7.17
Mr. Madhukar V. Kotwal	5	5	4	NA	3	NA	7.47
Mrs. Madhu Dubhashi	5	5	NA	NA	NA	NA	6.77
Mrs. Maithili R. Sanghvi	6	NA	NA	NA	NA	2	6.22
Ms. Bhumika Batra*	3	NA	NA	NA	NA	NA	3.00
Mr. Indraneel Chitale*	2	NA	NA	NA	NA	NA	2.02

* The Board of Directors appointed Ms. Bhumika Batra and Mr. Indraneel Chitale as an Additional Director (Non-Executive Independent Director) of the Company with effect from 25 December 2023.

STAKEHOLDERS' RELATIONSHIP COMMITTEE

The composition of the Stakeholder's Relationship Committee is in compliance with the provisions of Section 178 of the Companies Act, 2013 and Regulation 20 of the Listing Regulations.

The Company Secretary, Mr. Rajesh P. Likhite, acts as the Secretary and Compliance Officer to the committee. During the period under review, four complaints from the shareholders of the company was received by the Company and the same has been resolved and nil complaints are pending at the end of the year.

Composition of Committee up to 31 March 2024

Sr. No.	Name of the Director	Acting in the Committee as	Category of Directorship
1.	Mr. Madhukar Kotwal	Chairperson	Independent Director
2.	Mr. Dara Damania	Member	Independent Director
3.	Mr. S. Padmanabhan	Member	Independent Director
4.	Mr. Dinesh H. Munot	Member	Independent Director
5.	Mr. Sham D. Kajale	Member	Joint Managing Director
6.	Mr. Rishi C. Sanghvi	Member	Managing Director

Composition of Committee w.e.f. 01 April 2024

Sr. No.	Name of the Director	Acting in the Committee as	Category of Directorship
1.	Mr. Indraneel Chitale	Chairperson	Independent Director
2.	Mr. Madhukar Kotwal	Member	Independent Director
3.	Mrs. Madhu Dubhashi	Member	Independent Director
4.	Mr. Rishi C. Sanghvi	Member	Managing Director

Meetings and Attendance during the year

During the year 2023-2024, the Stakeholders Relationship Committee met four times on the following dates, namely, 24 May 2023, 07 August 2023, 07 November 2023 and 07 February 2024.

Name of Director	No. of Meetings held	No. of Meetings Attended
Mr. Madhukar Kotwal	04	04
Mr. Dara Damania	04	04
Mr. S. Padmanabhan	04	04
Mr. Dinesh H. Munot	04	03
Mr. Sham D. Kajale	04	04
Mr. Rishi C. Sanghvi	04	04

Report on corporate Governance (Contd.)

CORPORATE SOCIAL RESPONSIBILITY COMMITTEE (CSR)

The composition of the CSR Committee is in alignment with provisions of Section 135 of the Companies Act, 2013. The terms of Reference of the Committee are as follows:

- Recommend the amount of expenditure to be incurred on the activities;
- To frame the CSR Policy and its review from time-to-time;
- To ensure effective implementation and monitoring of the CSR activities as per the approved policy, plans and budget;
- To ensure compliance with the laws, rules & regulations governing the CSR and to periodically report to the Board of Directors.

Composition of Committee up to 31 March 2024

Sr. No.	Name of the Director	Acting in the Committee as	Category of Directorship
1.	Mr. Dara Damania	Chairperson	Independent Director
2.	Mr. S. Padmanabhan	Member	Independent Director
3.	Mrs. Maithili R. Sanghvi	Member	Non-Executive & Non Independent Women Director

Composition of Committee w.e.f. 01 April 2024

Sr. No.	Name of the Director	Acting in the Committee as	Category of Directorship
1.	Mrs. Maithili R. Sanghvi	Chairperson	Non-Executive & Non-Independent Women Director
2.	Ms. Bhumika Batra	Member	Independent Director
3.	Mr. Rishi C. Sanghvi	Member	Managing Director

The Company Secretary, Mr. Rajesh P. Likhite, acts as the Secretary and Compliance Officer to the committee.

Meetings and Attendance during the year

During the year 2023-2024, the Corporate Social Responsibility Committee met two times on the following dates, namely, 24 May 2023 and 07 February 2024.

Name of Director	No. of Meetings held	No. of Meetings Attended
Mr. Dara Damania	02	02
Mr. S. Padmanabhan	02	02
Mrs. Maithili R. Sanghvi	02	02

The details of the CSR initiatives of your Company form part of the CSR Section in the Annual Report. The CSR Policy has been placed on the website of your Company and can be accessed through the following link: <https://www.sanghvicranes.com/investor/company-policies/>.

RISK MANAGEMENT COMMITTEE

The Board of Directors has constituted a Risk Management Committee and defined its roles and responsibilities in accordance with the provisions of Regulation 21 of the Listing Regulations.

The Committee's terms of reference, among other things, include identify Company's risk appetite set for various elements of risk, review the risk management practices, structures and recommend changes to ensure adequacy of risk management in the Company.

Composition of Committee up to 31 March 2024

Sr. No.	Name of the Director	Acting in the Committee as	Category of Directorship
1.	Mr. S Padmanabhan	Chairperson	Independent Director
2.	Mr. Dara Damania	Member	Independent Director
3.	Mr. Sham D. Kajale	Member	Joint Managing Director & CFO
4.	Mr. Madhukar Kotwal	Member	Independent Director
5.	Mr. Rishi C. Sanghvi	Member	Managing Director

Composition of Committee w.e.f. 01 April 2024

Sr. No.	Name of the Director	Acting in the Committee as	Category of Directorship
1.	Mr. Rishi C. Sanghvi	Chairperson	Managing Director
2.	Mr. Madhukar Kotwal	Member	Independent Director
3.	Ms. Bhumika Batra	Member	Independent Director

The Company Secretary, Mr. Rajesh P. Likhite, acts as the Secretary and Compliance Officer to the committee.

Meetings and Attendance during the year

During the year 2023-2024, the Risk Management Committee met three times on the following dates, namely, 24 May 2023, 07 November 2023 and 07 February 2024.

Name of Director	No. of Meetings held	No. of Meetings Attended
Mr. S Padmanabhan	03	03
Mr. Dara Damania	03	03
Mr. Sham D. Kajale	03	03
Mr. Madhukar Kotwal	03	03
Mr. Rishi C. Sanghvi	03	03

General Body Meetings & Postal Ballot

Year	General Meeting	Day	Date	Time	Location	Special Resolution Passed
2022-23	AGM	Tuesday	22 August 2023	11:00 a.m.	Through Video conferencing (VC)/Other Audio-Visual Means (OAVM) Means (OAVM)	1. Alteration of the Object Clause of the Memorandum of Association of the Company, 2. Payment of remuneration to Mr. Rishi C. Sanghvi – Managing Director, 3. Payment of remuneration to Mr. Sham D. Kajale – Joint Managing Director & CFO.
2021-22	AGM	Thursday	18 August 2022	11:00 a.m.	Through Video conferencing (VC)/Other Audio-Visual Means (OAVM) Means (OAVM)	1. Alteration of Memorandum of Association of the Company, 2. Payment of Remuneration to Mr. Rishi C Sanghvi – Managing Director, 3. Payment of Remuneration to Mr. Sham D Kajale – Joint Managing Director & CFO.
2020-21	AGM	Friday	13 August 2021	11:00 a.m.	Through Video conferencing (VC)/Other Audio-Visual Means (OAVM) Means (OAVM)	1. Alteration of Articles of Association of the Company.

Postal Ballot

During the year, the following Special Resolution was passed by the Company through Postal Ballot:

Sr. No.	Date	Particulars of Resolution
1.	29 January 2024	Appointment of Ms. Bhumika Batra (DIN: 03502004) as an Independent Director of the Company for a term of five years
2.	29 January 2024	Appointment of Mr. Indraneel Chitale (DIN: 07720280) as an Independent Director of the Company for a term of five years

The Postal Ballot notice was issued on 28 December 2023. The remote e-voting commenced at 9:00 AM IST on Sunday, 31 December 2023 and concluded at 5:00 PM IST on Monday, 29 January 2024. The voting results were announced on 29 January 2024 and both the resolutions were passed with requisite majority.

Resolution No.	Particulars of Resolution	% of votes in favour on votes polled	% of votes against on votes polled	Status of Resolution
1.	Appointment of Ms. Bhumika Batra (DIN: 03502004) as an Independent Director of the Company for a term of five years	97.74	2.25	Passed with requisite majority
2.	Appointment of Mr. Indraneel Chitale (DIN: 07720280) as an Independent Director of the Company for a term of five years	99.97	0.02	Passed with requisite majority

Procedure for Postal Ballot:

Pursuant to the provisions of Section 110 of the Act read with Rule 22 of the Companies (Management and Administration) Rules, 2014 (Management Rules), as amended, the Company had issued Postal Ballot Notice dated 28 December 2023 to the shareholders, seeking their consent with respect to (1) Appointment of Ms. Bhumika Batra as an Independent Director of the Company for a term of five years and (2) Appointment of Mr. Indraneel Chitale as an Independent Director of the Company for a term of five years.

In compliance with provisions of Section 108 and Section 110 and other applicable provisions, of the Act read with the Management Rules and general circulars issued in this regard by the Ministry of Corporate Affairs ("MCA"), the Company had provided remote e-voting facility to all the shareholders of the Company. The Company engaged the services of Central Depository Services (India) Limited ("CDSL") for facilitating e-voting to enable the shareholders to cast their votes electronically. The Board of

Directors of the Company have appointed Mr. Hrishikesh Wagh (Membership No.: FCS7993, COP: 9023) failing him, Mr. Abhay Athavle (Membership No.: FCS11963, COP: 15575), Partners, M/s. KANJ & Co. LLP, Company Secretaries, as the Scrutiniser for conducting the Postal Ballot voting process through electronic means in a fair and transparent manner.

The remote e-voting commenced at 9:00 AM IST on Sunday, 31 December 2023 and concluded on 5:00 PM IST on Monday, 29 January 2024. The cut-off date, for the purpose of determining the number of members was Friday, 22 December 2023.

The Scrutiniser, after the completion of scrutiny, submitted his report to Mr. Rajesh P. Likhite, Company Secretary of the Company, who was duly authorised to accept, acknowledge and countersign the Scrutiniser's Report as well as declare the voting results in accordance with the provisions of the Act, the Rules framed thereunder and the Secretarial Standard - 2 issued by the Institute of Company Secretaries of India.

Report on corporate Governance (Contd.)

Statutory Audit

M/s. MSKA & Associates, Chartered Accountants, Pune (Firm Registration No. 105047W), were appointed as Statutory Auditor at Thirty-second Annual General Meeting of the Company in place of retiring auditors M/s. B S R & Co. LLP, Chartered Accountants, Pune (Firm Registration No. 101248W/W-100022), for a period of five consecutive years.

During the financial year 2023-2024, the particulars of payment of Statutory Auditors' fees to M/s. MSKA & Associates are as below:

Particulars	(Rs. in Lakhs)
Services as statutory auditors (including limited review of quarterly results)	22.50
Out of pocket expenses	
Total Fees	

Means of communication

The Company has published quarterly and yearly financial results in Business Standard and Loksatta after forwarding the same to The BSE Limited (BSE) and The National Stock Exchange of India Limited (NSE). The results are also published on the Company's website, www.sanghvicranes.com under 'Investor Centre' section. After declaration of financial results, the Company submits the 'Investor Updates' to the Stock Exchanges and uploads the same on its website.

Filings with Stock Exchanges:

Pursuant to the requirements of SEBI (Listing Obligations & Disclosure Requirements) Regulations, 2015 and rules

Unclaimed dividend

By virtue of the provision laid down under the Companies Act, 2013, all unclaimed/unpaid dividend, remaining unclaimed/unpaid dividend for a period of seven years from the date of its transfer to the Unpaid Dividend Account of the Company, shall be required to be transferred to the Investor Education and Protection Fund (IEPF) administered by the Central Government. Members, who have not yet encashed their dividend warrants for the financial year 2016-2017 onwards, are requested to make their claims without any delay to the Registrar and Transfer Agents, Link Intime India Private Limited. Given below are the dates of declaration of dividend and corresponding dates when unpaid/unclaimed dividends are due for transfer to the IEPF:

Financial Year	Date of declaration	Type of dividend	Total dividend	Unclaimed dividend as on 31 March 2024	Date of completion of seven years
2016-2017	09 August 2017	Final	17,31,52,000	5,25,780	08 September 2024
2021-2022	18 August 2022	Final	43,288,000	4,45,572	17 September 2029
2022-2023	22 August 2023	Final	17,31,52,000	3,37,364	27 September 2030

thereunder, the notices, financial results, reports, statements, documents, filings and any other information that are required to be submitted to the stock exchange(s) has been submitted through online filing on the following websites: BSE Listing Centre: <https://listing.bseindia.com> NSE Electronic Application Processing System (NEAPS): <https://www.connect2nse.com>.

Simultaneously the Company has also uploaded these submissions on its website, i.e., www.sanghvicranes.com under investor Centre menu. The updates on financial results have also been uploaded on the website of the company.

General shareholder information

AGM – Day, Date & Time are given below:

AGM – Day, Date & Time	Tuesday, 03 September 2024, at 11:00 A.M.
Venue	AGM will be held through video conferencing (VC) or other audio-visual means (OAVM).

Financial year: 01 April to 31 March

Record Date for payment of dividend: 20 August 2024

Dividend Payment Date: 06 September 2024

Transfer of unpaid dividend during the year to the Investor Education and Protection Fund:

Pursuant to the provisions of Section 124 (5) of the Companies Act, 2013, any amount lying in the Unpaid Dividend Account which remains unpaid or unclaimed for a period of seven years from the date of such transfer shall be transferred by the company to the Investor Education and Protection Fund ("IEPF") of the Central Government.

Transfer of Equity Shares to Investor Education And Protection Fund Suspense Account:

Pursuant to the provisions of the Investor Education and Protection Fund Authority (Accounting, Audit, Transfer and Refund) Rules, 2016 as notified by the Ministry of Corporate Affairs, where the dividend of any shareholder has remained unpaid or unclaimed for seven consecutive years, then in such event, the Equity Shares pertaining to the said shareholder(s) are required to be transferred to the Investor Education and Protection Fund (IEPF) Suspense Account of the Central Government. Accordingly, the Company has transferred 6,480 shares to the IEPF Account during the year under review. The Company had informed the concerned shareholders to claim their unpaid dividends for the previous seven consecutive years, failing which their relevant Equity Shares would be transferred to the Investor Education and Protection Fund (IEPF) Suspense Account of the Central Government. No claim shall lie against the Company in respect of unclaimed dividend amount/s once the Equity Shares are transferred to IEPF. In this regard, the Company has filed necessary forms to Ministry of Corporate Affairs.

Listing

Name of the Exchange	CODE/SYMBOL
The BSE Limited (BSE)	530073
The National Stock Exchange of India Limited (NSE)	SANGHVIMOV

ISIN INE989A01024

Annual Listing Fees have been paid to BSE Limited (BSE) and The National Stock Exchange of India Limited (NSE).

Financial calendar 2024-2025 (Tentative)

Annual General Meeting	03 September 2024
Board Meetings	
Results for the quarter ending June 2024	02 nd Week of August 2024
Results for the quarter ending September 2024	02 nd Week of November 2024
Results for the quarter ending December 2024	02 nd Week of February 2025
Results for the year ending March 2025	04 th Week of May 2025

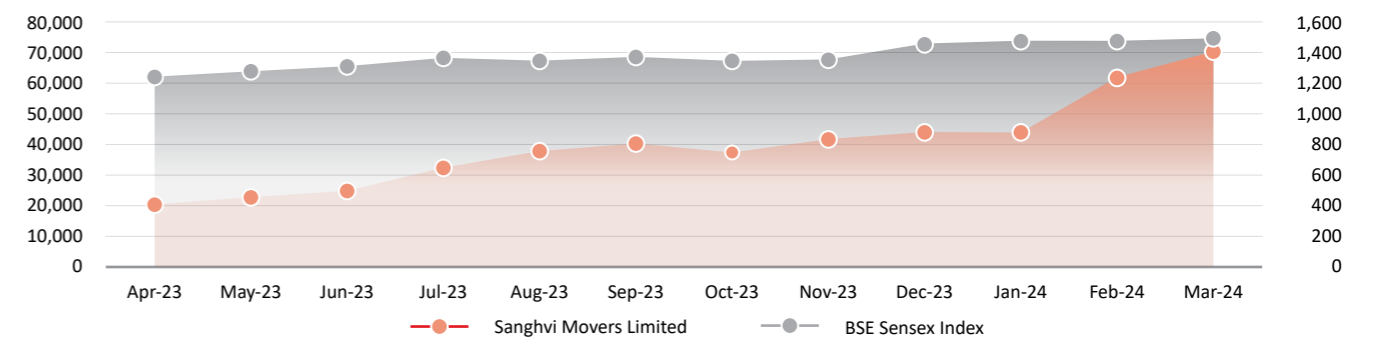
Market price data

Share Price - High & Low in rupees during each month in the year 2023-2024 at BSE and NSE:

Month	BSE Price (In Rs.)		Month	NSE Price (In Rs.)	
	High	Low		High	Low
Apr-2023	400.75	340.90	Apr-2023	401.00	342.10
May-2023	449.00	366.15	May-2023	449.15	366.10
Jun-2023	489.55	434.80	Jun-2023	489.50	434.60
Jul-2023	640.55	476.55	Jul-2023	641.25	478.00
Aug-2023	749.50	510.00	Aug-2023	749.70	591.25
Sep-2023	798.95	614.25	Sep-2023	755.85	612.70
Oct-2023	739.60	621.35	Oct-2023	738.90	620.00
Nov-2023	828.00	719.95	Nov-2023	829.00	720.50
Dec-2023	873.90	751.50	Dec-2023	888.00	750.05
Jan-2024	871.00	738.00	Jan-2024	874.00	730.00
Feb-2024	1,232.25	772.45	Feb-2024	1,230.00	761.95
Mar-2024	1,400.00	944.30	Mar-2024	1,399.85	945.00

Performance in comparison to broad-based indices such as BSE Sensex and NSE Nifty is as below:

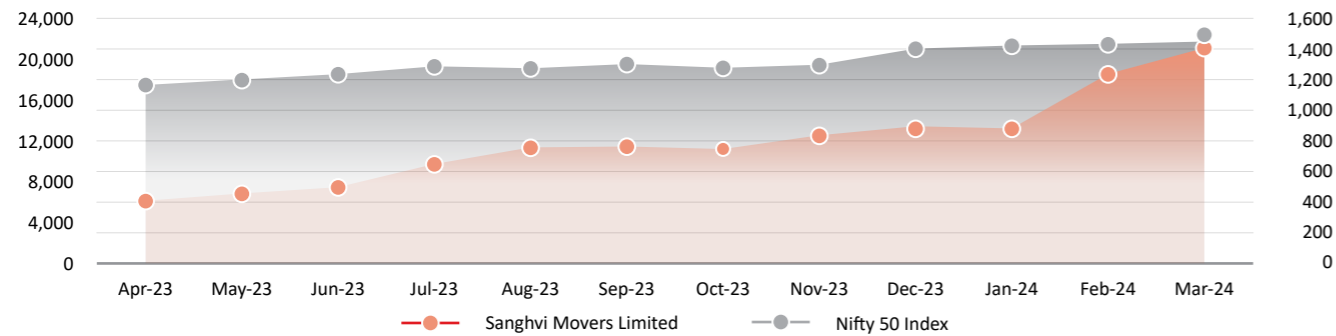
SML V/S SENSEX



Source: BSE Limited (BSE) (www.bseindia.com)

Report on corporate Governance (Contd.)

SML V/S NIFTY



Source: The National Stock Exchange of India Limited (NSE) (www.nseindia.com)

Registrar & share transfer agents

The Company has appointed M/s. Link Intime India Private Limited as its Registrar and Share Transfer Agent with effect from 01 August 2006, to carry out the share transfer work on behalf of the Company.

Share transfer system

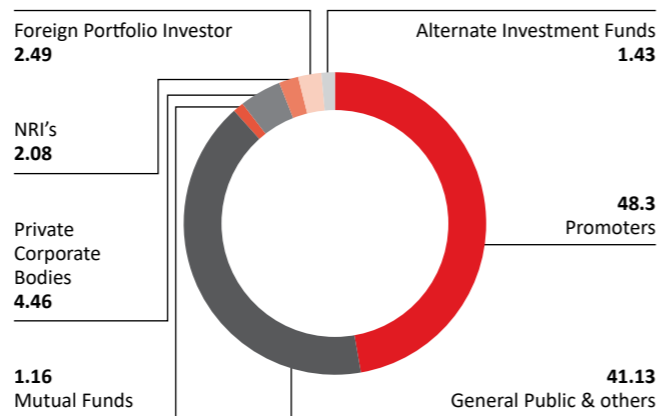
To facilitate the speedy approvals and administrative convenience, the Board has formed a Share Transfer Committee, represented by the Board of Directors, to examine the share transfer and related applications. In addition, the Board of Directors have delegated the authority to consider and approve the transfer of shares, transmission of shares or requests for deletion of name of the shareholder, etc., upto two thousand shares to the designated official of the Company. A summary of approved transfers, transmissions, deletion requests, etc., are placed before the Board of Directors from time to time as per Listing Regulations. Your Company obtains a half-yearly compliance certificate from a Company Secretary in Practice as required under Listing Regulations (including any statutory modification(s) or re-enactment(s) for the time being in force) and files a copy of the said certificate with BSE & NSE. The share transfer requests are processed through M/s. Link Intime India Private Limited. The Company obtains a half yearly certificate from a Company Secretary in Practice of compliance of transfer formalities as required under Regulation 40(9) of the SEBI (Listing Obligation and Disclosure) Regulations 2015.

Distribution of shareholding

Share holding Pattern as on 31 March 2024 is as below:

Category	No. of shares held	% of shareholding
Promoters	2,04,53,127	47.25
General Public & others	1,78,06,381	41.13
Mutual Funds	5,02,803	1.16
Private Corporate Bodies	19,31,805	4.46
NRI's	9,00,835	2.08
Foreign Portfolio Investor	10,75,730	2.49
Alternate Investment Funds	6,17,319	1.43
Total	4,32,88,000	100.00%

Shareholding %



Distribution schedule as on 31 March 2024:

No. of Shares	No. of Folios	% to Total	No. of Shares held	% of Shareholding
Up to 500	46,510	92.73	3,240,502	7.49
501-1,000	1,745	3.48	1,336,097	3.09
1,001-5,000	1,421	2.83	3,057,726	7.06
5,001-10,000	209	0.42	1,504,893	3.48
10,001 and above	269	0.54	34,148,782	78.89
Total	50,154	100.00	43,288,000	100.00

Outstanding GDR/ADR/Warrants or any convertible instruments, conversion date and impact on equity

The Company has not issued any GDRs/ADRs/Warrants or any convertible instruments in the past and hence, as on 31 March 2023, the Company does not have any outstanding GDRs/ADRs/Warrants or any convertible instruments.

Commodity price risk or foreign exchange risk and hedging activities

The Company does not deal in commodities and hence the disclosure pursuant to SEBI Circular dated 15 November 2018 is not required to be given. For a detailed discussion on foreign exchange risk and hedging activities, please refer to the Management Discussion and Analysis Report.

Recommendations given by the Committees of the Board

During the year under review, the Board has generally accepted all the recommendations given by the Committees of the Board, which are mandatorily required.

Dematerialisation of Shares and Liquidity

The Company's shares are compulsorily traded in dematerialised form and are available for trading on both the Depositories in India - National Securities Depository Limited (NSDL) and Central Depository Services (India) Limited (CDSL). The ISIN is INE989A01024 for dematerialisation of shares. As on 31 March 2024, 4,31,92,495 (99.78% of shareholding) equity shares were held in dematerialised form.

Physical and Demat Shares as on 31 March 2024:

	No of Equity Shares	% Total Issued Capital
No. of Shares held by NSDL	1,35,83,589	31.38%
No. of Shares held by CDSL	2,96,08,906	68.40%
Physical Shares	95,505	0.22%
Total	4,32,88,000	100%

Code of conduct

The Board of Directors has adopted the Code of Conduct for Directors and Senior Management. The said code has been communicated to the Directors and the members of Senior Management. The declarations with regard to its compliance have been received for the financial year 2019-20 from all Board Members and Senior Management Personnel. The code has been uploaded on the website of the Company at <https://www.sanghvicranes.com/investor/company-policies/>.

CEO/CFO certification

A certificate from the Managing Director and Joint Managing Director & CFO on the Financial Terms of the Company in terms of Regulation 17(8) of the SEBI (Listing Obligation and Disclosure) Regulations 2015 was placed before the Board, who took the same on record.

Certificate from Practicing Company Secretary

A certificate has been received from Kanj & Co LLP, Company Secretaries, that none of the Directors on the Board of the Company has been debarred or disqualified from being appointed or continuing as directors of companies by the Securities and Exchange Board of India, Ministry of Corporate Affairs or any such statutory authority.

Management discussion and analysis

The detailed Management Discussion and Analysis is given as a separate section in this Annual Report.

Reconciliation of share capital

A qualified Practicing Company Secretary carried out Secretarial Audit on quarterly basis to reconcile the total Share Capital with National Securities Depository Limited (NSDL), Central Depository Services (India) Limited (CDSL) and the total issued and listed capital. The audit confirms that the total issued/paid-up capital is in agreement with total number of shares in physical form and total number of dematerialised shares held with NSDL & CDSL.

The status on complaints is reported to the Board of Directors as an agenda item. During the year, one complaint was received from the shareholder and resolved by the Company. During the year, the company received 88 requests from the shareholders, and all have been resolved during the year to the satisfaction of the investors and as on 31 March 2023, there were no pending complaints and requests.

Voluntary corporate compliance certificate

The Company obtains a corporate Compliance Audit Report on a quarterly basis from Practicing Company Secretary to ensure compliance under the Companies Act, 2013, Listing Agreement, SEBI Rules and other corporate law as applicable.

Investor contact details

Company

Sanghvi Movers Limited
Secretarial Department
Survey No. 92, Tathawade,
Taluka Mulshi, Pune – 411033
Tel: +91- 8669674701/2/3/4, 020-27400700
Email: grievance.redressel@sanghvicranes.com

Registrar & Share Transfer Agent

M/s. Link Intime India Private Limited
Block No 202, Akshay Complex,
2nd Floor, Near Ganesh Temple,
Off Dhole Patil Road, Pune - 411001
Tel: +91 20 26160084/26161629
Email: pune@linkintime.co.in

Report on corporate Governance (Contd.)

Disclosures

List of Credit Ratings obtained

The Company has obtained the credit rating in the month of June 2023 from ICRA Limited has upgraded the long-term rating at [ICRA]A+ (pronounced ICRA A plus) from [ICRA]A (pronounced ICRA A) and reaffirmed the short-term rating at [ICRA]A1 (pronounced ICRA A One) ("Rating"). The outlook on the long-term rating is Stable.

Plant Locations:

The Company have 14 active depots located across the India at various states.

Related party transactions

During the year, no material transactions with the Directors or the management, their relatives, etc. have taken place, which have potential conflict with the interest of the Company. The details of all significant transactions with related parties are periodically placed before the audit committee. Details of related party transactions entered into in the normal course of business are given in note No. 35 forming part of notes to accounts.

The Company has formulated a Policy for determination of materiality of events and Related Party Transactions Policy and the same have been uploaded on the website of the Company <https://www.sanghvicranes.com/investor/company-policies/>.

Details of non-compliance by the Company, penalties, strictures imposed on the Company by the stock exchanges or any other statutory authority on any matter related to capital markets during last three years:

There has been no instance of non-compliance by the Company on any matter related to capital markets and hence no penalties or strictures have been imposed on the Company by the stock exchanges or any other statutory authority during last three years.

Whistle Blower Policy

The Company promotes ethical behaviour in all its business activities and has put in place a mechanism of reporting illegal or unethical behaviour. The Company has whistle blower policy wherein the employees are encouraged to report violation of laws, rules and regulations. The confidentiality of such reporting is maintained and is not subject to any discriminatory practice. We affirm that no employee has been denied access to the Audit Committee. The said Whistle-Blower Policy has been hosted on the website of the Company <https://www.sanghvicranes.com/investor/company-policies/>.

Non-compliance of any requirement of corporate governance report of sub paras (2) to (10) of the Para C of Schedule V of Listing Regulations and the relevant text of SEBI (LODR) Regulations, 2015:

There has been no instance of non-compliance by the Company on any requirements of corporate governance report of sub paras (2) to (10) of the Para C of Schedule V of Listing Regulations and the relevant text of SEBI (LODR) Regulations, 2015.

Details regarding adoption of non-mandatory requirements as specified in Regulation 27(1) read with Schedule II of the SEBI LODR Regulations are as given below:

- Shareholder Rights: The financial results are available on the websites of BSE Limited, National Stock Exchange of India Limited and Companies Website. The Results are also published in national and regional newspapers, the same are not sent individually to each member.
- Modified opinion(s) in audit report: Audited Financial Statements of the Company for the financial year ended 31 March 2023 does not contain any modified audit opinion.
- Reporting of Internal Auditor: Internal Auditor reports to the Audit Committee and has direct access to the Audit Committee.

Disclosure under the Sexual Harassment of Women at Workplace (Prevention, Prohibition and Redressal) Act, 2013

The Company has in place an Anti-Sexual Harassment Policy in line with requirements of the Sexual Harassment of Women at Workplace (Prevention, Prohibition and Redressal) Act, 2013. All employees (permanent, contractual, temporary, trainees) are covered under this policy. Internal Complaints Committee(s) (ICC) has been set up across all its location in India to redress complaints received regarding sexual harassment. The said Anti Sexual Harassment Policy has been uploaded on the website of the Company <https://www.sanghvicranes.com/investor/company-policies/>.

During the year, nil cases were reported to the Committee.

The Company has subsidiary company, and the Board of Directors of the Company has adopted policy for determining material subsidiaries.

Details of compliance with mandatory requirements and adoption of the non-mandatory requirements of Listing Regulations

During the year, the Company has fully complied with the mandatory requirements of Listing Regulations of the Stock Exchanges.

DECLARATION

Compliance with Code of Conduct

As provided under Schedule V of the Listing Obligations and Disclosure Requirements Regulations, 2015 with the Stock Exchanges, the Board Members and Senior Management Personnel have confirmed compliance with the Code of Conduct for the year ended 31 March 2023.

For Sanghvi Movers Limited

Rishi C. Sanghvi
Managing Director
 (DIN: 08220906)

CEO/CFO CERTIFICATION

The Board of Directors,
Sanghvi Movers Limited

We hereby certify that on the basis of the review of the financial statements and the cash flow statement for the financial year ended 31 March 2024 and that to the best of our knowledge and belief:

- these statements do not contain any materially untrue statement or omit any material fact or contain statements that might be misleading;
- these statements together present a true and fair view of the Company's affairs and are in compliance with existing accounting standards, applicable laws and regulations.

We hereby certify that, to the best of our knowledge and belief, no transactions entered into during the year by the Company are fraudulent, illegal or violative of the Company's Code of Conduct.

We accept responsibility for establishing and maintaining internal controls for financial reporting and have evaluated the effectiveness of internal control systems pertaining to financial reporting and have disclosed to the auditors and the Audit Committee, deficiencies in the design or operation of such internal controls, if any, of which they are aware and the steps they have taken or propose to take to rectify these deficiencies.

We have indicated to the Auditors and the Audit Committee:

- significant changes in internal control over financial reporting during the year;
- significant changes in accounting policies during the year and that the same have been disclosed in the notes to the financial statements; and
- instances of significant fraud of which they have become aware and the involvement therein, if any, of the management or an employee having a significant role in the internal control system over financial reporting.

For Sanghvi Movers Limited

Rishi C. Sanghvi
Chairperson & Managing Director
 (DIN: 08220906)

Place: Pune
 Date: 16 May 2024



Report on corporate Governance (Contd.)

CERTIFICATE

(Pursuant to Regulation 34(3) and Schedule V Para C clause (10)(i) of the SEBI (Listing Obligations and Disclosure Requirements) Regulations, 2015)

To,
The Members of
Sanghvi Movers Limited
 S. No. 92 Tathawade
 Taluka Mulshi Pune 411033

We have examined the relevant registers, records, forms, returns and disclosures received from the Directors of Sanghvi Movers Limited having CIN L29150PN1989PLC054143 and having registered office at S. No. 92, Tathawade, Taluka Mulshi, Pune 411033 (hereinafter referred to as 'the Company' or 'SML'), produced before us by the Company for the purpose of issuing this Certificate, in accordance with Regulation 34(3) read with Schedule V Para-C Sub clause 10(i) of the Securities Exchange Board of India (Listing Obligations and Disclosure Requirements) Regulations, 2015.

In our opinion and to the best of our information and according to the verifications (including Directors identification Number (DIN) status at the portal www.mca.gov.in) as considered necessary and explanations furnished to us by the Company and its officers, we hereby certify that none of the Directors on the Board of the Company as stated below for the Financial Year ending on 31st March, 2024 have been debarred or disqualified from being appointed or continuing as Directors of companies by the Securities and Exchange Board of India, Ministry of Corporate Affairs (MCA), or any such other Statutory Authority.

Following is a list of directors as on 31 March 2024:

Sr. No.	Name of Director	DIN	Date of appointment in SML
1.	Mr. Padmanabhan Subramanian	00001207	02 September 2006
2.	Mr. Madhukar Vinayak Kotwal	00001744	05 February 2016
3.	Mr. Pradeep Ramvilas Rathi	00018577	12 April 2007
4.	Mr. Dineshchand Hirachand Munot	00049801	16 December 2009
5.	Mr. Dara Nadirshaw Damania	00403834	20 October 2008
6.	Mr. Sham Dattatraya Kajale	00786499	02 September 2006
7.	Mrs. Madhu Dubhashi	00036846	08 August 2019
8.	Mr. Rishi Chandrakant Sanghvi	08220906	07 December 2018
9.	Mrs. Maithili Rishi Sanghvi	08334635	23 March 2019
10.	Mrs. Bhumika Batra	03502004	25 December 2023
11.	Mr. Indraneel Govind Chitale	07720280	25 December 2023

Ensuring the eligibility of for the appointment/continuity of every Director on the Board is the responsibility of the management of the Company. Our responsibility is to express an opinion on these based on our verification. This certificate is neither an assurance as to the future viability of the Company nor of the efficiency or effectiveness with which the management has conducted the affairs of the Company.

For **KANJ & Co. LLP,**
 Company Secretaries

Hrishikesh Wagh
Partner
 FCS No.: 7993
 C P No.: 9023
 UDIN: F007993F000384259
 Firm Unique Code: P2000MH005900
 Peer Review Number: PR 1331/2021

Date: 16 May 2024
 Place: Pune

**PRACTICING COMPANY SECRETARY'S CERTIFICATE
 ON CORPORATE GOVERNANCE**

To,
Members,
Sanghvi Movers Limited,
 S. No. 92 Tathawade, Taluka Mulshi,
 Pune – 411033

We have examined all the relevant records of Corporate Governance of Sanghvi Movers Limited (the Company) for the year ended 31 March 2024, for the purpose of certifying compliance of the conditions of Corporate Governance as per the relevant provisions of Securities and Exchange Board of India (Listing Obligations and Disclosure Requirements) Regulations, 2015 ('Listing Regulations') as referred to in Regulation 34 (3) read with regulations 17 to 27, Clauses (b) to (i) of Sub-Regulation (2) of Regulation 46 and Para C, D and E of Schedule V of the Listing Regulations for the period 1 April 2023 to 31 March 2024.

The compliance of conditions of Corporate Governance is the responsibility of the Management. Our examination was limited to the procedure and implementation process adopted by the Company for ensuring the compliance of the conditions of Corporate Governance. The certificate is neither an assurance as to the future viability of the Company nor the efficacy or effectiveness with which the management has conducted the affairs of the Company.

In our opinion and to the best of our information and according to explanations given to us and based on the representations made by the Directors, Company Secretary and the Management, we certify that the Company has complied with the provisions of Corporate Governance specified in Regulation 17 to 27, Clauses (b) to (i) of Sub Regulation (2) of Regulation 46 and Para C, D and E of Schedule V of the Listing Regulations, as applicable, except for the following;

- The annual financial statements and financial results for March 2023 were placed before the audit committee along with the auditor's report for its review and recommendation to the board as required under Regulation 18(3) read with Para A, Para C Schedule II of the SEBI (Listing Obligations and Disclosure Requirements) Regulation, 2015. However specific reference on the review and recommendation of annual financial statement is not recorded in the minutes.
- The performance evaluation was done at the meeting of the Nomination and Remuneration Committee and board meeting as required under Regulation 17(10) & 19(4) of Securities and Exchange Board of India (Listing Obligations and Disclosure Requirements) Regulations, 2015 but was not specifically recorded in the minutes of the Nomination and Remuneration Committee and board meeting held during the year.
- The wholly owned subsidiary (WOS) company at Vietnam is a dormant company and the subsidiary was not required to prepare financial statement as per laws of their country. Hence the financials of the WOS were not placed before the committee for its review as required under Regulation 24(2) of Securities and Exchange Board of India (Listing Obligations and Disclosure Requirements) Regulations, 2015. However, the status of the dormant WOS is noted at the meeting.
- The minutes of the board meeting has not recorded the declaration and confirmation submitted by the independent director pursuant to Regulation 25(8) & (9) of Securities and Exchange Board of India (Listing Obligations and Disclosure Requirements) Regulations, 2015.

We further state that such compliance is neither an assurance as to the future viability of the Company nor the efficiency or effectiveness with which the Management has conducted the affairs of the Company and this Certificate is issued solely for the purpose of complying with the aforesaid LODR and may not be suitable for any other purpose.

For **KANJ & CO LLP,**
 Company Secretaries

Hrishikesh Wagh
Partner
 FCS No.: 7993
 C P No.: 9023
 UDIN: F007993F000384083
 Firm Unique Code: P2000MH005900
 Peer Review Number: PR 1331/2021

Date: 16 May 2024
 Place: Pune

Annexure II

Business Responsibility & Sustainability Report

(Business Responsibility and Sustainability Reporting (BRSR) is the practice of companies disclosing information about their environmental, social, and governance (ESG) performance. It goes beyond financial reporting to provide stakeholders with a comprehensive view of a company's non-financial impacts and contributions to sustainable development. BRSR covers topics such as environmental impact, social responsibility, and governance practices, aiming to promote transparency and accountability.)

SECTION A: GENERAL DISCLOSURES

I. Details of the listed entity

Sr. No.	Particulars	FY 2023-2024
1.	Corporate Identity Number (CIN) of the Listed Entity	L29150PN1989PLC054143
2.	Name of the Listed Entity	SANGHVI MOVERS LIMITED
3.	Year of incorporation	03 November 1989
4.	Registered office address	Survey No 92, Tathawade, Taluka Mulshi, Pune - 411033
5.	Corporate address	Same as above
6.	E-mail	sanghvi@sanghvicranes.com
7.	Telephone	(91) 20 27400700
8.	Website	www.sanghvicranes.com
9.	Financial year for which reporting is being done	2023-2024
10.	Name of the Stock Exchange(s) where shares are listed	BSE Limited & National Stock Exchange of India Ltd.
11.	Paid-up Capital	8,65,76,000/-
12.	Name and contact details (telephone, email address) of the person who may be contacted in case of any queries on the BRSR report	Rajesh P. Likhite Tel No.: (91) 20 27400700 Email: cs@sanghvicranes.com
13.	Reporting boundary - Are the disclosures under this report made on a standalone basis (i.e. only for the entity) or on a consolidated basis (i.e. for the entity and all the entities which form a part of its consolidated financial statements, taken together).	Standalone basis
14.	Name of assurance provider	Not Assured
15.	Type of assurance obtained	-

II. Products/services

16. Details of business activities (accounting for 90% of the turnover):

Sr. No.	Description of Main Activity	Description of Business Activity	% of Turnover of the entity
1.	Crane hiring services	Sanghvi Movers Limited ("SML") is engaged in the supply of medium and heavy-duty cranes on rental basis to private and public sector undertakings.	96%

17. Products/Services sold by the entity (accounting for 90% of the entity's Turnover):

Sr. No.	Product/Service	NIC Code	% of total Turnover Contributed
1.	Crane hiring services	77301	96%

III. Operations

18. Number of locations where plants and/or operations/offices of the entity are situated:

Location	Number of plants	Number of offices	Total
National*	0	19	19
International	0	0	0

* As of 31 March 2024, the Company's cranes are operating at more than 100 customer locations throughout India, in addition to the 14 Company owned Depots, 4 regional offices and registered office at Tathawade, Pune.

19. Markets served by the entity:

a. Number of locations

Locations	Number
National (No. of States)	11
International (No. of Countries)	0

b. What is the contribution of exports as a percentage of the total turnover of the entity?

Currently 0%

c. A brief on types of customers

SML is a leading player in India's industrial growth, providing heavy-duty crane rentals for large-scale projects. They boast a diverse fleet of over 400 cranes, ranging from 40 MT to a massive 1600 MT lifting capacity. This impressive range allows them to cater to the specific needs of core sectors like power plants, steel mills, cement plants, and refineries. Their cranes play a vital role in constructing and maintaining the infrastructure that keeps India running.

Beyond traditional sectors, SML is a dedicated supporter of the green energy revolution. They offer specialised crane solutions for wind turbine installations, both onshore and offshore. This commitment to clean energy aligns with their focus on innovation and reflects their understanding of the dynamic needs of the infrastructure landscape.

SML doesn't simply offer equipment; they take pride in providing unparalleled support. Their diverse crane fleet ensures they can handle any project requirement. Additionally, their flexible deployment capabilities allow them to mobilise cranes to any location, streamlining project execution. This dedication to service excellence has earned them the trust of leading Indian corporates, public sector companies, and multinational giants like Reliance Industries, BHEL, NTPC, and L&T.

With their expertise, diverse fleet, and unwavering commitment to customer success, SML stands out as a reliable partner for powering India's infrastructure growth and its transition to a clean energy future.

IV. Employees

20. Details as at the end of Financial Year:

a. Employees and workers (including differently abled):

Sr. No.	Particulars	Total (A)	Male		Female	
			No. (B)	% (B/A)	No. (C)	% (C/A)
EMPLOYEES						
1.	Permanent (D)	276	260	94%	16	6%
2.	Other than Permanent (E)	87	87	100%	0	0%
3.	Total employees (D + E)	363	347	96%	16	4%
WORKERS						
4.	Permanent (F)	54	54	100%	0	0%
5.	Other than Permanent (G)	1,603	1,603	100%	0	0%
6.	Total workers (F + G)	1,657	1,657	100%	0	0%

b. Differently abled Employees and workers:

Sr. No.	Particulars	Total (A)	Male		Female	
			No. (B)	% (B/A)	No. (C)	% (C/A)
DIFFERENTLY ABLED EMPLOYEES						
1.	Permanent (D)	0	0	0%	0	0%
2.	Other than Permanent (E)	0	0	0%	0	0%
3.	Total differently abled employees (D + E)	0	0	0%	0	0%
DIFFERENTLY ABLED WORKERS						
4.	Permanent (F)	0	0	0%	0	0%
5.	Other than Permanent (E)	0	0	0%	0	0%
6.	Total differently abled workers (F + G)	0	0	0%	0	0%

Business Responsibility & Sustainability Report (Contd.)

21. Participation/Inclusion/Representation of women

Particular	Total (A)	No. and percentage of Females	
		No. (B)	% (B/A)
Board of Directors	11	3	27.27%
Key Management Personnel	3	0	0%

22. Turnover rate for permanent employees and workers

Particular	FY 2023-24 (Turnover rate in current FY)			FY 2022-23 (Turnover rate in previous FY)			FY 2021-22 (Turnover rate in the year prior to the previous FY)		
	Male	Female	Total	Male	Female	Total	Male	Female	Total
	Permanent Employees	16.06%	22.22%	16.38%	23.20%	60.00%	24.51%	28.69%	30.77%
Permanent Workers	1.85%	0%	1.85%	22.81%	0%	22.81%	30.22%	0%	30.22%

V. Holding, Subsidiary and Associate Companies (including joint ventures)

23. (a) Names of holding/subsidiary/associate companies/joint ventures

Sr. No.	Name of the holding/subsidiary/associate companies/joint ventures (A)	Indicate whether holding/subsidiary/Associate/Joint Venture	% of shares held by listed entity	Does the entity indicated at column A, participate in the Business responsibility initiatives of the listed entity? (Yes/No)
-	-	-	-	-

VI. CSR Details

24. (i) Whether CSR is applicable as per section 135 of Companies Act, 2013: (Yes/No)

Yes

a. Turnover (in Rs.): 6,46,70,32,000

b. Net worth (in Rs.): 10,12,14,51,000

VII. Transparency and Disclosures Compliances

25. Complaints/Grievances on any of the principles (Principles 1 to 9) under the National Guidelines on Responsible Business Conduct:

Stakeholder group from whom complaint is received	Grievance Redressal Mechanism in Place (Yes/No) *	FY 2023-24 Current Financial Year			FY 2022-23 Previous Financial Year		
		Number of complaints filed during the year	Number of complaints pending resolution at close of the year	Remarks	Number of complaints filed during the year	Number of complaints pending resolution at close of the year	Remarks
		Communities	Yes	0	0	NA	0
Investors (other than shareholders)	Yes	0	0	NA	0	0	NA
Shareholders	Yes	4	0	NA	1	0	NA
Employees and workers	Yes	0	0	NA	0	0	NA
Customers	Yes	3	0	NA	7	0	NA
Value Chain Partners	Yes	0	0	NA	0	0	NA

* Grievance Redressal Mechanism in Place (Yes/No) (If Yes, then provide web-link for grievance redress policy).

Stakeholder group from whom complaint is received	Web Link for Grievance Policy
Communities	https://www.sanghvicranes.com/investor/company-policies/
Investors (other than shareholders)	https://www.sanghvicranes.com/investor/company-policies/
Shareholders	https://www.sanghvicranes.com/investor/company-policies/
Employees and workers	https://www.sanghvicranes.com/investor/company-policies/
Customers	https://www.sanghvicranes.com/investor/company-policies/
Value Chain Partners	https://www.sanghvicranes.com/investor/company-policies/

26. Overview of the entity's material responsible business conduct issues

Please indicate material responsible business conduct and sustainability issues pertaining to environmental and social matters that present a risk or an opportunity to your business, rationale for identifying the same, approach to adapt or mitigate the risk along-with its financial implications, as per the following format

Sr. No.	Material issue identified	Indicate whether risk or opportunity (R/O)	Rationale for identifying the risk/opportunity	In case of risk, approach to adapt or mitigate	Financial implications of the risk or opportunity (Indicate positive or negative implications)
1.	Emissions & Pollutants	Risk	As a crane rental company, SML rents cranes for a variety of projects. The operation of these cranes is an energy-intensive activity that generates significant direct and indirect Greenhouse Gas (GHG) emissions, including carbon dioxide and methane from fuel use. Uncontrolled pollutants and emissions during operation and associated activities may impose some legal and environmental risks for the company.	SML is committed to clean energy transition with an environmental policy. We've invested in solar plants and energy-efficient equipment like air conditioning units, contributing to renewable energy and energy conservation.	Negative
2.	Improve Operational Efficiency	Opportunity	The goal of operational efficiency is to achieve more with less. This can be accomplished by using less energy, increasing yield, and optimising equipment usage. Implementing processes aimed at overall optimisation presents an opportunity for companies to enhance profits and achieve long-term sustainability.		Positive
3.	Waste Management	Risk	Waste is commonly produced during company operations, machinery maintenance, and administrative tasks, posing risks to the environment, air quality, climate, and ecosystems. Improper waste management can endanger personnel safety and result in substantial fines for non-compliance with regulations.	SML has established Waste Management and IT E-Waste Management Policies to promote a circular economy. We have implemented systems and procedures to responsibly dispose of waste in accordance with best practices and standards, emphasising a sustainable approach.	Negative
4.	Climate Risk and Adaption	Risk	Climate change events pose physical risks such as floods and wildfires, as well as transitional risks such as mandatory renewable energy regulations. These events can potentially impact the business. Hence, there is a need to assess and mitigate these risks.	Our company has not identified any climate risks to our business. However, we are actively monitoring the evolving environmental landscape and associated regulations to ensure that we stay informed and prepared for any potential climate-related risks in the future.	Negative
5.	Circular Economy	Opportunity	The Circular Economy model of production and consumption promotes the reusing, refurbishing, and recycling of existing materials and products. The transition to a circular economy will influence changes in building design and material usage. Shifts in regulations and demand, combined with new technology, have the potential to reduce costs.		Positive

Business Responsibility & Sustainability Report (Contd.)

Sr. No.	Material issue identified	Indicate whether risk or opportunity (R/O)	Rationale for identifying the risk/opportunity	In case of risk, approach to adapt or mitigate	Financial implications of the risk or opportunity (Indicate positive or negative implications)
6.	Customer Satisfaction	Risk	In a sector with high-value projects, ensuring customer satisfaction is essential. An unsatisfactory consumer experience may pose a risk to business continuity, while a positive customer experience can enhance profits and brand reputation.	Ensuring service quality is our utmost priority at SML. We have an escalation mechanism in place to address customer concerns promptly and provide timely responses. The company ensures the timely delivery of its cranes to customer job sites as per contractual commitments and maintains a robust monitoring system to ensure smooth crane operations at the client's job site. SML has received various Certificates of Appreciation from its customers for timely project completion and adherence to HSE (Health, Safety, and Environment) practices.	Negative
7.	Operational Health & Safety	Risk	A significant amount of manual labour is required for operations, maintenance, repair work, and other on-site tasks. Due to the workforce's exposure to powered haulage and heavy machinery, several mishaps, fall accidents, fatalities, and injuries may occur. Additionally, temporary employees can be at a higher risk due to a lack of training or work experience. If workers' health and safety are not protected, there may be fines and penalties. Major events can result in acute injuries and potential liabilities due to legal or regulatory actions. Risks involving health and safety can also cause project delays and downtime, increasing project costs and decreasing profitability.	SML places a strong emphasis on Employee Health and Safety (EHS) and strives to maintain the highest standards of Occupational Health and Safety (OHS). As an ISO 45001 certified company, we have a dedicated EHS team that proactively addresses safety measures at both our offices and sites. The team conducts regular trainings for employees and workers to ensure their well-being. We also organise initiatives such as Safety Week and safety workshops throughout the year to promote a culture of safety and enhance awareness of best practices. The company rigorously follows all due and necessary SOPs to ensure maximum operational health and safety for its employees and cranes at job sites.	Negative
8.	Employee Well-being & Retention	Risk	Higher employee retention rates reflect good company policies and practices. Conversely, a high attrition rate indicates low employee satisfaction, which can concern investors. Ensuring employee well-being can boost morale and reduce hiring and onboarding costs.	SML prioritises the overall growth of its employees through robust people practices. We emphasise health and well-being initiatives, fair pay norms, equal opportunities, and extensive training programmes. Performance appraisals and promotions are designed to encourage employee retention. Additionally, we organise various events such as annual sports events, festival celebrations, trekking, health check-ups, and learning and development programmes to foster a positive and engaging work environment.	Negative

Sr. No.	Material issue identified	Indicate whether risk or opportunity (R/O)	Rationale for identifying the risk/opportunity	In case of risk, approach to adapt or mitigate	Financial implications of the risk or opportunity (Indicate positive or negative implications)
9.	Labour Management	Risk	Businesses requiring workers on-site must ensure effective labour management practices. This includes managing the complexity of their workforce (size, labour intensity, and operational locations), improving management-labour interaction, ensuring worker rights effectiveness, and engaging workers. Attrition of skilled labour, especially, poses operational risks for companies.	The company implements robust labour management systems, including clear job descriptions and regular training programmes. We foster a positive work culture, prioritise employee well-being, and maintain open lines of communication to address concerns promptly.	Negative
10.	Diversity & Inclusion	Opportunity	A company's high diversity and inclusion rate reflects employees' sense of belonging and fairness within the company. Improving diversity and inclusion helps companies support vulnerable groups, thereby enhancing the community brand image of the company.	The company will formulate measures to improve diversity and inclusion.	Positive
11.	Human Rights	Risk	Companies focusing on respecting human rights demonstrate their commitment to building sustainable and mutually beneficial relationships with those influenced or impacted by their operations, including customers, communities, workers, and investors. This includes demonstrating care for the people whose lives they engage with.	At SML, human dignity is a fundamental core value. We prioritise equal opportunity, strictly enforce policies against sexual harassment, prohibit child and forced labour, and adhere to a comprehensive code of conduct. By upholding these principles, we ensure the highest level of compliance with human rights standards throughout our operations.	Negative
12.	Customer Information And Privacy Protection	Risk	Companies are assessed based on the amount of personal data they collect, their exposure to evolving or increasing privacy regulations, their vulnerability to potential data breaches, and the effectiveness of their data protection systems.	SML respects and protects the data privacy of its customers. We have a privacy policy and robust systems in place to safeguard customer information and protect customer data.	Negative
13.	Corporate Governance	Risk	Businesses are assessed based on their performance across all key governance issues, which include ownership and control, board pay, accounting practices, business ethics, and tax transparency. This topic examines the effect that a company's corporate governance and business ethics practices have on its shareholders and other investors.	SML is committed to strict adherence to all relevant laws and regulations, with robust systems in place to monitor regulatory compliance. We conduct our business ethically, transparently, and with accountability, striking a balance between the interests of our shareholders and stakeholders. Our senior management conducts regular reviews to ensure compliance and uphold these principles.	Negative
14.	Business Ethics And Compliance	Risk	Key issues relevant to business ethics include fraud, executive misconduct, corrupt practices, money laundering, and anti-trust violations. Ethics violations can lead to police investigations, hefty fines, settlement costs, and damage to reputation.	SML has implemented an Anti-Bribery and Anti-Corruption Policy along with a robust Vigil Mechanism and Whistleblower policy. The management consistently monitors the effectiveness of these measures to ensure a strong stance against bribery and corruption.	Negative

Business Responsibility & Sustainability Report (Contd.)

SECTION B: MANAGEMENT AND PROCESS DISCLOSURES

This section is aimed at helping businesses demonstrate the structures, policies and processes put in place towards adopting the NGRBC Principles and Core Elements.

Policy and management processes

Sr. No.	Disclosure Questions	P1	P2	P3	P4	P5	P6	P7	P8	P9
1. a.	Whether your entity's policy/policies cover each principle and its core elements of the NGRBCs. (Yes/No/NA)	Yes	Yes	Yes	Yes	Yes	Yes	Yes	Yes	Yes
b.	Has the policy been approved by the Board? (Yes/No/NA)	Yes	Yes	Yes	Yes	Yes	Yes	Yes	Yes	Yes
c.	Web Link of the Policies, if available	https://www.sanghvicranes.com/investor/company-policies/								
2.	Whether the entity has translated the policy into procedures. (Yes/No/NA)	Yes	Yes	Yes	Yes	Yes	Yes	Yes	Yes	Yes
3.	Do the enlisted policies extend to your value chain partners? (Yes/No/NA)	Yes	Yes	Yes	Yes	Yes	No	No	No	No
4.	Name of the national and international codes/certifications/labels/standards (e.g. Forest Stewardship Council, Fairtrade, Rainforest Alliance, Trustee) standards (e.g. SA 8000, OHSAS, ISO, BIS) adopted by your entity and mapped to each principle.	-	ISO 9001	ISO 45001	-	-	ISO 14001	-	-	-
5.	Specific commitments, goals and targets set by the entity with defined timelines, if any.	Our aspiration is to emerge as a global sustainability leader within the crane rental industry. As part of our ESG roadmap, we have conducted a materiality assessment to identify our priority areas. Moving forward, we are committed to defining specific commitments and targets in the coming year to further advance our sustainability objectives.								
6.	Performance of the entity against the specific commitments, goals and targets along-with reasons in case the same are not met.	No	No	No	No	No	No	No	No	No

Governance, leadership and oversight

7. Statement by director responsible for the business responsibility report, highlighting ESG related challenges, targets and achievements (listed entity has flexibility regarding the placement of this disclosure)

At Sanghvi Movers Limited, we are guided by a strong commitment to Environmental, Social and Governance (ESG) principles. We recognise that responsible business practices are essential for creating long-term value for all our stakeholders. This commitment is reflected in the various policies and practices we've implemented to reduce our environmental impact and promote sustainable development. As we grow our business, we remain committed to create a positive impact on nature, promote societal wellbeing and operate in a transparent manner. We have always looked at intertwining our sustainability agenda into the Company's business objectives and considered our focus on ESG to be a key driver of long term value creation for all our stakeholders.

We endeavour to bring complete transparency in our disclosures. We believe, our ESG commitments will propel us to steer our purpose of bringing joy to people's lives. Our environmental focus centres on energy conservation, emissions reduction, and resource efficiency. We've taken a significant step towards a cleaner future by installing a 120-kilowatt solar power system, marking the beginning of our journey towards a more sustainable future. Furthermore, we contribute to the renewable energy sector by providing cranes for wind farm construction and are expanding its presence in Wind Power EPC business. Our commitment extends to green infrastructure initiatives such as regular tree plantation drives, with over 2,500 trees planted till 31 March 2024.

Employee well-being is paramount to our success. We have implemented various initiatives to ensure the health and safety of our workforce. Additionally, we adhere to good governance practices, fostering transparency and ethical decision-making across all our operations. The Company strives to continue its business operations across the value chain in an ethical, responsible and sustainable manner. We believe that ESG considerations are fundamental to our long-term success. Together, we can drive positive change and contribute to a sustainable and prosperous future for all.

Mr. Rishi C. Sanghvi,
Managing Director

8. Details of the highest authority responsible for implementation and oversight of the Business Responsibility policy (ies)
Mr. Rishi C. Sanghvi, Managing Director
Mr. Sham D. Kajale, CFO

9. Does the entity have a specified Committee of the Board/Director responsible for decision making on sustainability related issues? (Yes/No/NA)

Yes

If Yes please provide details

Mr. Rishi C. Sanghvi, Managing Director

Mr. Sham D. Kajale, CFO

10. Details of Review of NGRBCs by the Company

Subject for Review	Indicate whether review was undertaken by Director/Committee of the Board/Any other Committee								
	P1	P2	P3	P4	P5	P6	P7	P8	P9
a. Performance against above policies and follow up action	Director								
b. Compliance with statutory requirements of relevance to the principles and rectification of any non-compliances	Director								

Subject for Review	Frequency (Annually/Half yearly/Quarterly/Any other-please specify)								
	P1	P2	P3	P4	P5	P6	P7	P8	P9
a. Performance against above policies and follow up action	Yearly								
b. Compliance with statutory requirements of relevance to the principles and rectification of any non-compliances	Quarterly								

11. Has the entity carried out independent assessment/evaluation of the working of its policies by an external agency? (Yes/No)

	No	Yes	Yes	No	No	Yes	No	No	No
If yes, provide name of the agency.		Bureau Veritas	Bureau Veritas			Bureau Veritas			

12. If answer to question (1) above is "No" i.e. not all Principles are covered by a policy, reasons to be stated:

	P1	P2	P3	P4	P5	P6	P7	P8	P9
The entity does not consider the Principles material to its business (Yes/No)									
The entity is not at a stage where it is in a position to formulate and implement the policies on specified principles (Yes/No)									
The entity does not have the financial or/human and technical resources available for the task (Yes/No)									
It is planned to be done in the next financial year (Yes/No)									
Any other reason (please specify)									

Business Responsibility & Sustainability Report (Contd.)

SECTION C: PRINCIPLE WISE PERFORMANCE DISCLOSURE

PRINCIPLE 1 Businesses should conduct and govern themselves with integrity, and in a manner that is Ethical, Transparent and Accountable.

(This principle focuses on the importance of ethical conduct and transparency in business operations. Companies should follow ethical business practices and adhere to high standards of integrity. They should also be transparent about their activities, operations, and financial reporting, as well as be accountable for their actions)

Essential Indicators

1. Percentage coverage by training and awareness programmes on any of the principles during the financial year:

Segment	Total number of training and awareness programmes held	Topics/principles covered under the training and its impact	%age of persons in respective category covered by the awareness programmes
Board of Directors	4	Governance and regulatory compliance requirements, risk management, cyber security risk and ESG commitments; Business strategies & statutory compliances.	100%
Key Managerial Personnel	5	Updates and awareness related to regulatory changes. Corporate Governance, Companies Act, 2013, SEBI regulations as applicable to the Company, ESG matters, cyber security risk & risk management	100%
Employees other than BOD and KMPs	23	SAP training programme – Unfolding Benefits of SAP & Department-wise Excellence Challenge; Annual Sales Meet; Annual Leadership Meet; Annual Operations Meet; Sessions on Vision, Mission & Value Codification; Sessions related to Safety-Accountability; Social Media Training for sales; Prevention of Sexual Harassment (POSH) at Workplace training; Sessions on soft skill enhancement & functional specific knowledge; Well-being (financial, physical and mental), safety linked sessions; Values-based capability building programme such as Advanced Microsoft Excel.	95%
Workers	52	Awareness Sessions on Safety, Responsibility	100%

2. Details of fines/penalties/punishment/award/compounding fees/settlement amount paid in proceedings (by the entity or by directors/KMPs) with regulators/law enforcement agencies/judicial institutions, in the financial year, in the following format

Monetary

Particular	NGRBC Principle	Name of the regulatory/enforcement agencies/judicial institutions	Amount (In Rs.) (For Monetary Cases only)	Brief of the Case	Has an appeal been preferred? (Yes/No)
Penalty/Fine	Principle 1	Regional Transport Authorities ("RTO")	Rs. 4,081,416	RTO penalties and fines for carrying overweight/over dimension crane parts	No
Settlement	-	-	-	-	-
Compounding fee	-	-	-	-	-

Non Monetary

Particular	NGRBC Principle	Name of the regulatory/enforcement agencies/judicial institutions	Brief of the Case	Has an appeal been preferred? (Yes/No)
Imprisonment	-	-	-	-
Punishment	-	-	-	-

3. Of the instances disclosed in Question 2 above, details of the Appeal/Revision preferred in cases where monetary or non-monetary action has been appealed.

Case Details	Name of the regulatory/enforcement agencies/judicial institutions

4. Does the entity have anti-corruption or anti-bribery policy? (Yes/No)

Yes

If Yes, provide details in brief

SML prioritises ethical business practices by having a comprehensive Anti-Bribery and Anti-Corruption Policy. This policy acts as a roadmap for our entire organisation, setting clear expectations for ethical conduct. It not only outlines our zero tolerance for bribery and corruption, but also provides a clear process for reporting any concerns. This commitment to transparency and accountability strengthens trust with all our stakeholders.

If Yes, Provide a web link to the policy, if available -Web link anti corruption or anti bribery policy is place

<https://www.sanghvicranes.com/investor/company-policies/>

5. Number of Directors/KMPs/employees/workers against whom disciplinary action was taken by any law enforcement agency for the charges of bribery/corruption:

Particular	FY 2023-24	FY 2022-23
Directors	0	0
KMPs	0	0
Employees	0	0
Workers	0	0

6. Details of complaints with regard to conflict of interest:

Case Details	FY 2023-24		FY 2022-23	
	Number	Remark	Number	Remark
Number of complaints received in relation to issues of Conflict of Interest of the Directors	0	NA	0	NA
Number of complaints received in relation to issues of Conflict of Interest of the KMPs	0	NA	0	NA

7. Provide details of any corrective action taken or underway on issues related to fines/penalties/action taken by regulators/law enforcement agencies/judicial institutions, on cases of corruption and conflicts of interest.

NA

8. Number of days of accounts payables in the following format:

Particular	FY 2023-24	FY 2022-23
Number of days of accounts payables	55	38

9. Open-ness of business

Provide details of concentration of purchases and sales with trading houses, dealers, and related parties along-with loans and advances & investments, with related parties, in the following format:

Parameter	Metrics	FY 2023-24	FY 2022-23
Concentration of Purchases	a. Purchases from trading houses as % of total purchases	0	0
	b. Number of trading houses where purchases are made from	0	0
	c. Purchases from top 10 trading houses as % of total purchases from trading houses	0	0
Concentration of Sales	a. Sales to dealers/distributors as % of total sales	0	0
	b. Number of dealers/distributors to whom sales are made	0	0
	c. Sales to top 10 dealers/distributors as % of total sales to dealers/distributors	0	0
Share of RPTs in	a. Purchases (Purchases with related parties/Total Purchases)	0	0
	b. Sales (Sales to related parties/Total Sales)	0	0
	c. Loans & advances (Loans & advances given to related parties/Total loans & advances)	0	0
	d. Investments	0	64.8%

Business Responsibility & Sustainability Report (Contd.)

Leadership Indicators

2. Does the entity have processes in place to avoid/manage conflict of interests involving members of the Board? (Yes/No)

Yes

If Yes, provide details of the same.

SML has implemented a conflict-of-interest policy that applies to all employees, including the Board of Directors. Additionally, the Company's "Code of Conduct for Directors and Senior Management" regulates conflict of interest situations for directors.

The Directors of the company shall file a yearly declaration of compliance for the code.

Web-link: <https://www.sanghvicranes.com/investor/company-policies/>

PRINCIPLE 2 Businesses should provide goods and services in a manner that is sustainable and safe.

(This principle highlights the importance of sustainable and safe production practices. Companies should strive to minimise the environmental impact of their activities and ensure that their products and services are safe for consumers and the environment.)

Essential Indicator

1. Percentage of R&D and capital expenditure (capex) investments in specific technologies to improve the environmental and social impacts of product and processes to total R&D and capex investments made by the entity, respectively.

Sr. No.	Particular	FY 2023-24	FY 2022-23	Details of improvements in environmental and social impacts
1.	R&D	0	0	
2.	Capex	0	0	

2. a. Does the entity have procedures in place for sustainable sourcing? (Yes/No)

Yes

b. If yes, what percentage of inputs were sourced sustainably?*

0%

* The Company has adopted the Sustainable Supply Chain And Responsible Sourcing Policy in 2022-23 and the implementation of policy is still in progress.

3. Describe the processes in place to safely reclaim your products for reusing, recycling and disposing at the end of life, for

(a)	Plastics (including packaging)	
(b)	E-waste	
(c)	Hazardous waste	Not applicable
(d)	Other waste	

4. a. Whether Extended Producer Responsibility (EPR) is applicable to the entity's activities (Yes/No)

No

b. If yes, whether the waste collection plan is in line with the Extended Producer Responsibility (EPR) plan submitted to Pollution Control Boards?

Not Applicable

c. If not, provide steps taken to address the same

Not Applicable

PRINCIPLE 3 Businesses should respect and promote the well-being of all employees, including those in their value chains.

(This principle emphasises the importance of employee well-being. Companies should provide safe and healthy working conditions, fair wages, and opportunities for career development to all employees in their value chains, including suppliers, contractors, and temporary workers.)

Essential Indicators

1. a. Details of measures for the well-being of employees:

Category	Total (A)	% of employees covered by									
		Health insurance		Accident insurance		Maternity benefits		Paternity Benefits		Day Care facilities	
		Number (B)	% (B/A)	Number (C)	% (C/A)	Number (D)	% (D/A)	Number (E)	% (E/A)	Number (F)	% (F/A)
PERMANENT EMPLOYEES											
Male	260	260	100%	260	100%	260	100%	260	100%	260	100%
Female	16	16	100%	16	100%	16	100%	16	100%	16	100%
Total	276	276	100%	276	100%	276	100%	276	100%	276	100%
OTHER THAN PERMANENT EMPLOYEES											
Male	87	87	100%	0	0%	0	0%	0	0%	0	0%
Female	-	-	-	0	0%	0	0%	0	0%	0	0%
Total	87	87	100%	0	0%	0	0%	0	0%	0	0%

1. b. Details of measures for the well-being of workers:

Category	Total (A)	% of employees covered by									
		Health insurance		Accident insurance		Maternity benefits		Paternity Benefits		Day Care facilities	
		Number (B)	% (B/A)	Number (C)	% (C/A)	Number (D)	% (D/A)	Number (E)	% (E/A)	Number (F)	% (F/A)
PERMANENT EMPLOYEES											
Male	54	0	0%	54	100%	0	0%	0	0%	0	0%
Female	-	0	0%	-	-	0	0%	0	0%	0	0%
Total	54	0	0%	54	100%	0	0%	0	0%	0	0%
OTHER THAN PERMANENT EMPLOYEES											
Male	1603	0	0%	1,603	100%	0	0%	0	0%	0	0%
Female	-	0	0%	-	-	0	0%	0	0%	0	0%
Total	1,603	0	0%	1,603	100%	0	0%	0	0%	0	0%

1. c. Spending on measures towards well-being of employees and workers (including permanent and other than permanent) in the following format

	FY 2023-24	FY 2022-23
Cost incurred on well-being measures as a % of total revenue of the company		

2. Details of retirement benefits, for Current FY and Previous Financial Year.

Benefits	FY 2023-24			FY 2022-23		
	No. of employees covered as a % of total employees	No. of workers covered as a % of total workers	Deducted and deposited with the authority (Y/N/N.A.)	No. of employees covered as a % of total employees	No. of workers covered as a % of total workers	Deducted and deposited with the authority (Y/N/N.A.)
PF	97.84%	100%	Yes	100%	100%	Yes
Gratuity	100%	100%	Yes	100%	100%	Yes
ESI	5.07%	100%	Yes	6.4%	100%	Yes
Superannuation	4.7%	0%	Yes	12%	0%	Yes

Business Responsibility & Sustainability Report (Contd.)

3. Accessibility of workplaces

Are the premises/offices of the entity accessible to differently abled employees and workers, as per the requirements of the Rights of Persons with Disabilities Act, 2016?

No

If not, whether any steps are being taken by the entity in this regard.

However, we are committed to creating an inclusive and accessible workplace for all individuals, including differently abled employees and workers. While our premises are not currently meeting the requirements of the Rights of Persons with Disabilities Act, 2016, we are actively taking steps to address this matter.

4. Does the entity have an equal opportunity policy as per the Rights of Persons with Disabilities Act, 2016?

Yes

If so, provide a web-link to the policy.

This Equal Opportunity Policy is in accordance with the provisions of The Rights of Persons with Disabilities Act, 2016 ("RPWD Act"). SML provides equal employment opportunities to all and makes people-related decisions based on merit and business needs. While recruiting, developing, and promoting our employees, our decisions will be based solely on performance, merit, competence and potential. There shall be no discrimination on the basis of race, caste, religion, colour, ancestry, marital status, gender, sexual orientation, age, nationality, ethnic, origin, disability or any other category protected by applicable law.

We have fair, transparent and clear employee policies which promote diversity, inclusion and equity, in accordance with the Company's code of conduct. We ensure to provide clear terms of employment, training, development and performance management. Sanghvi Movers Limited (SML) is committed to being an equal opportunity employer.

Weblink: <https://www.sanghvicranes.com/investor/company-policies>

5. Return to work and Retention rates of permanent employees and workers that took parental leave.

Gender	Permanent Employees		Permanent Workers	
	Return to work rate	Retention Rate	Return to work rate	Retention Rate
Male				NA
Female	*We have maternity cover for all female employees as part of our health insurance policy. During the period under review, there were neither any claims of maternity nor paternity leave from any of our employees.			
Total				

6. Is there a mechanism available to receive and redress grievances for the following categories of employees and worker? If yes, give details of the mechanism in brief.

Category	Yes/No	If Yes, then give details of the mechanism in brief
Permanent Workers	Yes	Yes, SML has a mechanism available to receive and redress grievances for all categories of employees. The mechanism is explained below:
Other than Permanent Workers	Yes	a. Any employee or worker who feels or believes that he or she has been subjected to or witnessed sexual harassment in the company has an obligation and duty to report the same to vigilance@sanghvicranes.com .
Permanent Employees	Yes	b. SML's Vigil Mechanism, Whistleblower Policy, and Anti-Sexual Harassment Policy enable our employees to raise and report all allegations of suspected improper activities that breach our Code of Conduct. The complainant can lodge actual or suspected fraud or any violation of the company's Code of Conduct at vigilance@sanghvicranes.com , or a written complaint can be dropped into the drop box at the registered office of the Company.
Other than Permanent Employees	Yes	

7. Membership of employees and worker in association(s) or Unions recognised by the listed entity:

Category	FY 2023-24			FY 2022-23		
	Total employees/workers in respective category (A)	No. of employees/workers in respective category, who are part of association(s) or Union (B)	% (B/A)	Total employees/workers in respective category (C)	No. of employees/workers in respective category, who are part of association(s) or Union (D)	% (D/C)
TOTAL PERMANENT EMPLOYEES						
Male	260	0	0%	238	0	0%
Female	16	0	0%	11	0	0%
TOTAL PERMANENT WORKERS						
Male	54	0	0%	54	0	0%
Female	0	0	0%	0	0	0%

8. Details of training given to employees and workers:

Category	FY 2023-24					FY 2022-23				
	Total (A)	On Health and Safety Measures		On Skill Upgradation		Total (D)	On Health and Safety Measures		On Skill Upgradation	
		Number (B)	% (B/A)	Number (C)	% (C/A)		Number (E)	% (E/D)	Number (F)	% (C/D)
EMPLOYEES										
Male	347	347	100	347	100%	311	46	15%	92	30%
Female	16	16	100	1	6.25%	11	10	91%	11	100%
Total	363	363	100	348	95.87%	322	56	17%	103	32%
WORKERS										
Male	1,657	1,657	100	986	59.5%	1,452	1,418	98%	62	4%
Female	0	0	0%	0	0%	0	0	0%	0	0%
Total	1,657	1,657	100	986	59.5%	1,452	1,418	98%	62	4%

9. Details of performance and career development reviews of employees and worker:

Category	FY 2023-24			FY 2022-23		
	Total (A)	No. (B)	% (B/A)	Total (D)	No. (E)	% (E/D)
EMPLOYEES						
Male	347	315	90.77%	238	238	100%
Female	16	16	100%	11	11	100%
Total	363	331	91.18%	249	249	100%
WORKERS						
Male	54	31	57.47%	54	3	6%
Female	0	0	0%	0	0	0%
Total	54	31	57.47%	54	3	6%

Business Responsibility & Sustainability Report (Contd.)

10. Health and safety management system

a. Whether an occupational health and safety management system has been implemented by the entity? (Yes/No)

Yes

If Yes, the Coverage such systems?

SML prioritises employee well-being by fostering a safe work environment. Our commitment is reflected in our ISO 45001 certification, a globally recognised standard for occupational health and safety. We have a comprehensive policy outlining our guiding principles and objectives in this area. Furthermore, a dedicated Environmental, Health, and Safety (EHS) team oversees all safety protocols, ensuring compliance with regulations and best practices. This team plays a crucial role in promoting a safe work environment for all employees and stakeholders. By prioritising safety and achieving ISO 45001 certification, SML demonstrates its unwavering commitment to employee well-being.

b. What are the processes used to identify work-related hazards and assess risks on a routine and non-routine basis by the entity?

At SML, safety is not just a priority, it's an ongoing process of proactive risk management. We go beyond basic compliance by employing a comprehensive system to identify and address potential hazards in our workplace. This system incorporates regular risk assessments to analyse everyday tasks, Job Safety Analyses (JSAs) to pinpoint risks specific to each activity, and proactive hazard identification through safety audits and inspections. We continuously learn and improve our safety protocols by investigating incidents and near-miss reports. For non-routine tasks, we take additional precautions with a permit-to-work system and detailed method statements, ensuring all potential risks are carefully managed before work commences. This comprehensive approach allows SML to foster a safe and secure work environment for all employees and stakeholders.

c. Whether you have processes for workers to report the work related hazards and to remove themselves from such risks? (Yes/No)

Yes

d. Do the employees/worker of the entity have access to non-occupational medical and healthcare services? (Yes/No)

Yes

11. Details of safety related incidents, in the following format:

Safety Incident/Number	Category*	FY 2023-24	FY 2022-23
Lost Time Injury Frequency Rate (LTIFR) (per one million-person hours worked)	Employees	0	0
	Workers	0	3
Total recordable work-related injuries	Employees	0	0
	Workers	0	0
No. of fatalities	Employees	0	0
	Workers	0	0
High-consequence work-related injury or ill health (excluding fatalities)	Employees	0	0
	Workers	0	0

* Including in the contract workforce

12. Describe the measures taken by the entity to ensure a safe and healthy work place.

We at Sanghvi Movers Limited (SML), ensuring a safe and healthy workplace is treated as a top priority. The company has implemented a comprehensive Quality, Health, Safety, and Environment (QHSE) policy that serves as the foundation for all safety initiatives. This policy is supported by a robust Occupational Health and Safety Management System (OHSMS), which includes rigorous risk assessments, regular safety audits, and continuous monitoring of workplace conditions. These risk assessments are designed to identify potential hazards and implement control measures to mitigate them effectively. Regular safety audits ensure compliance with safety standards and help identify areas for improvement allowing SML to promptly address any safety concerns that arise, ensuring that the work environment remains safe for all employees.

Furthermore, SML has developed and implemented detailed occupational health and safety procedures tailored to both site and office environments. For site operations, the company maintains a furthermore, SML has developed and implemented detailed occupational health and safety procedures tailored to both site and office environments. For site operations, the company maintains a comprehensive Site HSE Plan, which outlines specific safety protocols and emergency response procedures. This plan ensures that all site activities are conducted safely and in compliance with regulatory requirements. In addition, SML invests significantly in training and education programmes to enhance the safety awareness and competencies of its workforce. All employees undergo mandatory safety training sessions covering a wide range of topics, from basic safety practices to emergency response procedures. Specialised training is provided for specific roles, ensuring that every team member is equipped with the necessary knowledge and skills to perform their duties safely.

13. Number of Complaints on the following made by employees and workers:

Particulars	FY 2023-24		FY 2022-23		Remarks
	Filed during the year	Pending resolution at the end of year	Filed during the year	Pending resolution at the end of year	
Working Conditions	0	0	0	0	
Health & Safety	0	0	3	0	

14. Assessment for the year:

Particulars	% of your plants and offices that were assessed (by entity or statutory authorities or third parties)
Health and safety practices	100%
Working Conditions	100%

15. Provide details of any corrective action taken or underway to address safety-related incidents (if any) and on significant risks/concerns arising from assessments of health & safety practices and working conditions.

NA

Leadership Indicators

1. Does the entity extend any life insurance or any compensatory package in the event of death of

(A) Employees (Y/N)

Yes

(B) Workers (Y/N)

Yes

Business Responsibility & Sustainability Report (Contd.)

PRINCIPLE 4: Businesses should respect the interests of and be responsive to all its stakeholders.

(This principle highlights the importance of stakeholder engagement. Companies should consider the interests and perspectives of all stakeholders, including shareholders, employees, customers, suppliers, and the communities in which they operate. They should also be responsive to stakeholder concerns and feedback.)

Essential Indicators

1. Describe the processes for identifying key stakeholder groups of the entity

SML places a strong emphasis on the well-being of its stakeholders and has implemented a Stakeholder Engagement Policy. The entity follows a stakeholder identification process that includes stakeholder mapping, identification of both internal and external stakeholders, selection of appropriate engagement channels, stakeholder analysis and prioritisation based on their influence and impact on the entity's operations. This process enables effective engagement and responsiveness to stakeholder needs and expectations.

2. List stakeholder groups identified as key for your entity and the frequency of engagement with each stakeholder group

Stakeholder Group	Whether identified as Vulnerable & Marginalised Group	Channels of communication (Email, SMS, Newspaper, Pamphlets, Advertisement, Community Meetings, Notice Board, Website, Other- Please Specify)	Frequency of engagement (Annually, Half-yearly, Quarterly, others- Please specify)	Purpose and scope of engagement including key topics and concerns raised during such engagement
Customers	No	Emails, letters, social media, website, in-person events, external events, customer meets, etc	Annually, as and when required	Regular customer interaction like service feedback, customer queries, payment enquiries, project status
Employees	No	Emails, Letters, Townhall, Physical meetings	As and when required	Training, awareness, complaints and grievances, performance review and appraisal, feedback, team building activities
Shareholders	No	Emails, letters, communications through stock exchanges, and uploading on company website	Annually and Event based	To inform about the performance of the company, major developments, and other relevant updates
Suppliers	No	Emails, letters, in-person meetings, periodical meetings	As and when required	On-time delivery of spares, services, and providing direct market feedback
On-time delivery of spares, services, and providing direct market feedback	No	Statutory reporting, online filings, participation in seminars, webinars.	Need based	Timely submission of compliance documents to regulatory bodies, stock exchanges, and other regulators

PRINCIPLE 5 Businesses should respect and promote human rights.

(This principle focuses on the importance of human rights. Companies should respect and promote human rights, including the rights to freedom of expression, association, and privacy. They should also prevent and address human rights violations in their operations and value chains.)

Essential Indicators

1. Employees and workers who have been provided training on human rights issues and policy(ies) of the entity, in the following format

Benefits	FY 2023-24			FY 2022-23		
	Total (A)	No. of employees/workers covered (B)	% (B/A)	Total (C)	No. of employees/workers covered (D)	% (D/C)
EMPLOYEES						
Permanent	276	44	15.94%	249	27	10.84%
Other than permanent	87	0	0	73	0	0%
Total Employees	363	44	12.12%	322	22	8%
WORKERS						
Permanent	54	54	100	54	0	0%
Other than permanent	1,603	1,603	100	1,398	0	0%
Total Workers	1,657	1,657	100	1,452	0	0%

2. Details of minimum wages paid to employees and workers

Category	FY 2023-24					FY 2022-23				
	Total (A)	Equal to Minimum Wage		More than Minimum Wage		Total (D)	Equal to Minimum Wage		More than Minimum Wage	
		No. (B)	% (B/A)	No. (C)	% (C/A)		No. (E)	% (E/D)	No. (F)	% (F/D)
EMPLOYEES										
Permanent										
Male	260	0	0%	260	100	238	0	0%	238	100%
Female	16	0	0%	16	100	11	0	0	11	100%
Total	276	0	0%	276	100	249	0	0	249	100%
Other than Permanent										
Male	87	0	0%	87	100	73	0	0	73	100%
Female	0	0	0%	0	0%	0	0	0	0	100%
Total	87	0	0%	87	100	73	0	0	73	0%
WORKERS										
Permanent										
Male	54	0	0%	54	100%	54	0	0	54	100%
Female	0	0	0%	0	0	0	0	0	0	0%
Total	54	0	0%	54	100%	54	0	0	54	100%
Other than Permanent										
Male	1,603	0	0%	1,603	100%	1,398	161	0	1237	88%
Female	-	0	0%	-	0%	0	0	0	0	0%
Total	1,603	0	0%	1,603	100%	1,398	161	0	1237	88%

Business Responsibility & Sustainability Report (Contd.)

3. Details of remuneration/salary/wages

a. Median remuneration/wages:

Particular	Male		Female	
	Number	Median remuneration/salary/wages of respective category	Number	Median remuneration/salary/wages of respective category
Board of Directors (BoD)	2	6,77,50,127	0	0
Key Managerial Personnel	3	1,80,00,000	0	0
Employees other than BoD and KMP	257	5,28,000	16	3,86,184
Workers	54	6,30,258	0	0

b. Gross wages paid to females as % of total wages paid by the entity, in the following format:

Particulars	FY 2023-24	FY 2022-23
Gross wages paid to females as % of total wages	1.94%	1.49%

4. Do you have a focal point (Individual/Committee) responsible for addressing human rights impacts or issues caused or contributed to by the business?

Yes

5. Describe the internal mechanisms in place to redress grievances related to human rights issues.

Yes, the company has set up a Complaint Enquiry Committee consisting of senior management. Any complaints will be dealt with by this committee. We are very proactive in addressing all complaints, including human rights violations, if any.

6. Number of Complaints on the following made by employees and workers:

Particulars	FY 2023-24			FY 2022-23		
	Filed during the year	Pending resolution at the end of year	Remarks	Filed during the year	Pending resolution at the end of year	Remarks
Sexual Harassment	0.00	0.00	NA	0	0	NA
Discrimination at workplace	0.00	0.00	NA	0	0	NA
Child Labour	0.00	0.00	NA	0	0	NA
Forced Labour/Involuntary Labour	0.00	0.00	NA	0	0	NA
Wages	0.00	0.00	NA	0	0	NA
Other human rights related issues	0.00	0.00	NA	0	0	NA

7. Complaints filed under the Sexual Harassment of Women at Workplace (Prevention, Prohibition and Redressal) Act, 2013, in the following format:

Particulars	FY 2023-24	FY 2022-23
Total Complaints reported under Sexual Harassment on of Women at Workplace (Prevention, Prohibition and Redressal) Act, 2013 (POSH)	0	0
Complaints on POSH as a % of female employees/workers	0	0
Complaints on POSH upheld	0	0

8. Mechanisms to prevent adverse consequences to the complainant in discrimination and harassment cases.

SML prioritises a discrimination and harassment-free workplace. Our comprehensive POSH policy outlines clear procedures for reporting sexual harassment, with a zero-tolerance stance. Employees of all genders and sexualities are empowered to report concerns without fear of retaliation.

An Internal Complaints Committee (ICC) ensures fair investigations, protecting both complainant and accused. Confidentiality is a priority, and we provide support and measures to prevent repercussions for the complainant. Based on the investigation, the ICC recommends appropriate disciplinary action and necessary reparations for any harm caused.

Through this framework, SML fosters a safe and supportive environment where employees feel empowered to speak up. We aim to prevent discrimination and harassment, building a respectful and inclusive work culture for all.

9. Do human rights requirements form part of your business agreements and contracts? (Yes/No/NA)

No

10. Assessments for the year:

Name of the Assessment	% of your plants and offices that were assessed (by entity or statutory authorities or third parties)
Child labour	100%
Forced/involuntary labour	100%
Sexual harassment	100%
Discrimination at workplace	100%
Wages	100%
Others – please specify	-

11. Provide details of any corrective actions taken or underway to address significant risks/concerns arising from the assessments at Question 10 above

No corrective action required

Business Responsibility & Sustainability Report (Contd.)

PRINCIPLE 6: Businesses should respect and make efforts to protect and restore the environment.

(This principle emphasises the importance of environmental stewardship. Companies should minimise their impact on the environment, conserve natural resources, and promote environmental sustainability. They should also take steps to restore and rehabilitate degraded ecosystems.)

Essential Indicators

1. Details of total energy consumption (in Joules or multiples) and energy intensity, in the following format:

Parameter	FY 2023-24	FY 2022-23
From renewable sources		
Total electricity consumption (A)	49.72	-
Total fuel consumption (B)	-	-
Energy consumption through other sources (C.)	-	-
Total energy consumed from renewable sources (A+B+C)	49.72	-
From non-renewable sources		
Total electricity consumption (D)	1,602.43	784.92
Total fuel consumption (E)	79,707.13	77,372.28
Energy consumption through other sources (F)	0	0
Total energy consumed from non-renewable sources (D+E+F)	81,309.56	78,157.19
Total energy consumed (A+B+C+D+E+F)	81,359.28	78,157.19
Energy intensity per rupee of turnover (Total energy consumed/Revenue from operations)	0.00001258	0.00001610
Energy intensity per rupee of turnover adjusted for Purchasing Power Parity (PPP) (Total energy consumed/Revenue from operations adjusted for PPP)	0.00025438	0.00032547
Energy intensity in terms of physical output	NA	NA
Energy intensity (optional) – the relevant metric may be selected by the entity	-	-

Note: Indicate if any independent assessment/evaluation/assurance has been carried out by an external agency?

If yes, name of the external agency.

* Currently solar power generated in Sate is not monitored. The solar power generated installed from 90 kw installed solar power are assumed from the solar power generated at HO.

2. Does the entity have any sites/facilities identified as designated consumers (DCs) under the Performance, Achieve and Trade (PAT) Scheme of the Government of India? (Yes/No)

No

If yes, disclose whether targets set under the PAT scheme have been achieved. In case targets have not been achieved, provide the remedial action taken, if any.

Not Applicable

3. Provide details of the following disclosures related to water, in the following format:

Parameter	FY 2023-24	FY 2022-23
Water withdrawal by source (in kilolitres)		
(i) Surface water	0	0
(ii) Groundwater	0	0
(iii) Third party water	456.31	450
(iv) Seawater/desalinated water	0	0
(v) Others	0	0
Total volume of water withdrawal (in kilolitres) (i + ii + iii + iv + v)	456.31	450
Total volume of water consumption (in kilolitres)	456.31	450
Water intensity per rupee of turnover (Total water consumption/Revenue from operations)	0.00000007	0.0099
Water intensity per rupee of turnover adjusted for Purchasing Power Parity (PPP) (Total water consumption/Revenue from operations adjusted for PPP)	0.00000143	0.00000187
Water intensity in terms of physical output	NA	NA
Water intensity (optional) – the relevant metric may be selected by the entity	-	-

Note: Indicate if any independent assessment/evaluation/assurance has been carried out by an external agency? (Yes/No)

If yes, name of the external agency.

4. Provide the following details related to water discharged:

Parameter	FY 2023-24	FY 2022-23
Water discharge by destination and level of treatment (in kilolitres)		
(i) To Surface water		
No treatment		
With treatment – please specify level of treatment		
(ii) To Groundwater		
No treatment		
With treatment – please specify level of treatment		
(iii) To Seawater		
No treatment		
With treatment – please specify level of treatment		
(iv) Sent to third-parties	456.31	450
No treatment	456.31	450
With treatment – please specify level of treatment		
(v) Others		
No treatment		
With treatment – please specify level of treatment		
Total water discharged (in kilolitres)	456.31	450

Note: Indicate if any independent assessment/evaluation/assurance has been carried out by an external agency? (Y/N)

If yes, name of the external agency.

5. Has the entity implemented a mechanism for Zero Liquid Discharge?

No

If yes, provide details of its coverage and implementation.

6. Please provide details of air emissions (other than GHG emissions) by the entity, in the following format:

Parameter	Please specify unit	FY 2023-24	FY 2022-23
NOx	mg/nm ³	14.8	0
SOx	mg/nm ³	22.6	0
Particulate matter (PM)	mg/nm ³	30.0	0
Persistent organic pollutants (POP)	NA	0	0
Volatile organic compounds (VOC)	NA	0	0
Hazardous air pollutants (HAP)	NA	0	0
Others – please specify	NA	0	0

Note: Indicate if any independent assessment/evaluation/assurance has been carried out by an external agency? (Y/N)

If yes, name of the external agency.

7. Provide details of greenhouse gas emissions (Scope 1 and Scope 2 emissions) & its intensity, in the following format:

Parameter	Unit	FY 2023-24	FY 2022-23
Total Scope 1 emissions (Break-up of the GHG into CO ₂ , CH ₄ , N ₂ O, HFCs, PFCs, SF ₆ , NF ₃ , if available)	Metric tonnes of CO ₂ equivalent	5,056.55	4,967.02
Total Scope 2 emissions (Break-up of the GHG into CO ₂ , CH ₄ , N ₂ O, HFCs, PFCs, SF ₆ , NF ₃ , if available)	Metric tonnes of CO ₂ equivalent	318.71	168.80
Total Scope 1 and Scope 2 emissions per rupee of turnover (Total Scope 1 and Scope 2 GHG emissions/Revenue from operations)		0.00000083	0.00000106
Total Scope 1 and Scope 2 emission intensity per rupee of turnover adjusted for Purchasing Power Parity (PPP) (Total Scope 1 and Scope 2 GHG emissions/Revenue from operations adjusted for PPP)		0.0000168	0.0000214
Total Scope 1 and Scope 2 emission intensity in terms of physical output		NA	NA
Total Scope 1 and Scope 2 emission intensity (optional) – the relevant metric may be selected by the entity			

Note: Indicate if any independent assessment/evaluation/assurance has been carried out by an external agency? (Y/N)

If yes, name of the external agency.

Business Responsibility & Sustainability Report (Contd.)

8. Does the entity have any project related to reducing Green House Gas emission? (Yes/No)

Yes

If Yes, then provide details.

The company has installed solar plants at our registered office and main workshop in Sate, Maharashtra, with capacities of 90 KW and 30 KW respectively.

9. Provide details related to waste management by the entity, in the following format:

Parameter	FY 2023-24	FY 2022-23
Total Waste generated (in metric tonnes)		
Plastic waste (A)	0.08	0.30
E-waste (B)	0	0.50
Bio-medical waste (C)	0	0
Construction and demolition waste (D)	0.10	0.30
Battery waste (E)	0.64	0.21
Radioactive waste (F)	0	0
Other Hazardous waste. Please specify, if any (G)	0.40	0.61
Other Non-hazardous waste generated (H) Please specify, if any. (Break-up by composition i.e. by materials relevant to the sector)	0	0
Total (A + B + C + D + E + F + G + H)	1.22	1.47
Waste intensity per rupee of turnover (Total waste generated/Revenue from operations)	0.0000000002	0.0000000003
Waste intensity per rupee of turnover adjusted for Purchasing Power Parity (PPP) (Total waste generated/Revenue from operations adjusted for PPP)	0.0000000004	0.0000000006
Waste intensity in terms of physical output	NA	NA
Waste intensity (optional) – the relevant metric may be selected by the entity		

For each category of waste generated, total waste recovered through recycling, re-using or other recovery operations (in metric tonnes)

Category of waste	FY 2023-24	FY 2022-23
(i) Recycled	0	0
(ii) Re-used	0.10	0.27
(iii) Other recovery operations	0	2.02
Total	0.10	2.29

For each category of waste generated, total waste disposed by nature of disposal method (in metric tonnes)

Category of waste	FY 2023-24	FY 2022-23
(i) Incineration	0	0
(ii) Landfilling	0	0
(iii) Other disposal operations	1.12	0
Total	1.12	0

Note: Indicate if any independent assessment/evaluation/assurance has been carried out by an external agency? (Y/N)

No

If yes, name of the external agency.

10. Briefly describe the waste management practices adopted in your establishments. Describe the strategy adopted by your company to reduce usage of hazardous and toxic chemicals in your products and processes and the practices adopted to manage such wastes.

SML is committed to responsible waste management. We prioritise recycling and proper disposal of waste generated during our operations. Our facilities implement waste segregation practices, ensuring recyclable materials are diverted from landfills. To promote a circular economy, we operate a compost fertiliser plant at our registered office in Pune. This facility transforms organic waste into a valuable soil amendment, reducing our waste footprint and contributing to sustainable agriculture.

11. If the entity has operations/offices in/around ecologically sensitive areas (such as national parks, wildlife sanctuaries, biosphere reserves, wetlands, biodiversity hotspots, forests, coastal regulation zones etc.) where environmental approvals/clearances are required, please specify details in the following format:

Sr. No.	Location of operations/offices	Type of operations	Whether the conditions of environmental approval/clearance are being complied with? (Y/N)	If no, the reasons thereof and corrective action taken, if any.
No operations/offices in/around ecologically sensitive areas.				

12. Details of environmental impact assessments of projects undertaken by the entity based on applicable laws, in the current financial year:

Name and brief details of project	EIA Notification No.	Date	Whether conducted by independent external agency (Yes/No)	Results communicated in public domain (Yes/No)	Relevant Web link
No with the applicable environmental law/regulations/guidelines in India					

13. Is the entity compliant with the applicable environmental law/regulations/guidelines in India; such as the Water (Prevention and Control of Pollution) Act, Air (Prevention and Control of Pollution) Act, Environment protection act and rules thereunder (Y/N/NA).

If not, provide details of all such non-compliances, in the following format:

Specify the law/regulation/guidelines which was not complied with	Provide details of the non-compliance	Any fines/penalties/action taken by regulatory agencies such as pollution control boards or by courts	Corrective action taken, if any
Yes, we are compliant with the applicable environmental law/regulations/guidelines in India			

Business Responsibility & Sustainability Report (Contd.)

PRINCIPLE 7 Businesses, when engaging in influencing public and regulatory policy, should do so in a manner that is responsible and transparent.

(This principle highlights the importance of responsible advocacy. Companies should engage in policy advocacy in a responsible and transparent manner, and avoid engaging in activities that could undermine the public interest or the democratic process.)

Essential Indicators

1. a. **Number of affiliations with trade and industry chambers/associations.**
2

- b. **List the top 10 trade and industry chambers/associations (determined based on the total members of such body) the entity is a member of/affiliated to.**

Sr. No.	Name of the trade and industry chambers/associations	Reach of trade and industry chambers/associations (State/National/International)
1.	Mahratta Chamber of Commerce Industries And Agriculture	State
2.	Crane Owners Association of India	National

2. **Provide details of corrective action taken or underway on any issues related to anti- competitive conduct by the entity, based on adverse orders from regulatory authorities.**

Name of authority	Brief of the case	Corrective action taken
	Not Applicable	

PRINCIPLE 8 Businesses should promote inclusive growth and equitable development.

(This principle emphasises the importance of promoting inclusive and equitable economic development. Companies should create economic opportunities for all, including disadvantaged and marginalised groups. They should also contribute to the development of local communities and support social and economic empowerment.)

Essential Indicators

1. **Details of Social Impact Assessments (SIA) of projects undertaken by the entity based on applicable laws, in the current financial year.**

Name and brief details of project	SIA Notification No.	Date of notification	Whether conducted by independent external agency (Yes/No)	Results communicated in public domain (Yes/No)	Relevant Web link
No Social Impact Assessment has been conducted in FY 23-24					

2. **Provide information on project(s) for which ongoing Rehabilitation and Resettlement (R&R) is being undertaken by your entity, in the following format:**

Sr. No.	Name of Project for which R&R is ongoing	State	District	No. of Project Affected Families (PAFs)	% of PAFs covered by R&R	Amounts paid to PAFs in the FY (In Rs.)
NA						

3. **Describe the mechanisms to receive and redress grievances of the community.**

The company gathers regular feedback from on-ground stakeholders to assess participation and satisfaction levels, and continuously documents the experience of change for all past projects. For all CSR projects, implementation partners actively engage with local communities throughout the project lifecycle. This approach helps build trust and relationships between the company and the community and provides opportunities to address grievances and find collaborative solutions.

4. **Percentage of input material (inputs to total inputs by value) sourced from suppliers:**

Particular	FY 2023-24	FY 2022-23
Directly sourced from MSMEs/small producers	18.53%	13.21%
Directly from within India	48.11%	46.70%

5. **Job creation in smaller towns – Disclose wages paid to persons employed (including employees or workers employed on a permanent or non-permanent/on contract basis) in the following locations, as % of total wage cost**

Particular	FY 2023-24	FY 2022-23
Rural	9.10%	8.02%
Semi-urban	16.18%	15.68%
Urban	72.60%	73.63%
Metropolitan	2.12%	2.67%

(Place to be categorised as per RBI Classification System - rural/semi-urban/urban/metropolitan)

Business Responsibility & Sustainability Report (Contd.)

PRINCIPLE 9 Businesses should engage with and provide value to their consumers in a responsible manner.

(This principle highlights the importance of responsible consumer engagement. Companies should provide safe, high-quality products and services, and ensure that they are marketed and sold ethically and responsibly. They should also be transparent about their products and services, and provide consumers with the information they need to make informed choices.)

Essential Indicators
1. Describe the mechanisms in place to receive and respond to consumer complaints and feedback.

SML prioritises customer satisfaction and values your feedback. We offer multiple channels for you to share your thoughts and concerns. You can connect with us directly through online platforms, during in-person meetings, or on-site visits conducted by our team. For specific complaints, we have a dedicated email address: sanghvi@sanghvicranes.com. These communication channels enable us to address your queries and improve our services effectively.

2. Turnover of products and/services as a percentage of turnover from all products/service that carry information about

Particular	As a percentage to total turnover
Environmental and social parameters relevant to the product	NA
Safe and responsible usage	100%
Recycling and/or safe disposal	NA

3. Number of consumer complaints in respect of the following:

Particular	FY 2023-24		Remark	FY 2022-23		Remark
	Received during the year	Pending resolution at end of year		Received during the year	Pending resolution at end of year	
Data privacy	0	0		0	0	NA
Advertising	0	0		0	0	NA
Cyber-security	0	0		0	0	NA
Delivery of essential services	0	0		0	0	NA
Restrictive Trade Practices	0	0		0	0	NA
Unfair Trade Practices	0	0		0	0	NA
Other	3	0	The complaints pertaining to crane breakdowns, operational risks, or other risks	7	0	The complaints pertaining to crane breakdowns, operational risks, or other risks

4. Details of instances of product recalls on account of safety issues:

Particular	Number	Reason for recall
Voluntary recalls	0	NA
Forced recalls	0	NA

5. Does the entity have a framework/policy on cyber security and risks related to data privacy? (Yes/No)

Yes

If available, provide a web link of the policy

The company has a policy on cybersecurity and data privacy, which is available on the company's website at: <https://www.sanghvicranes.com/investor/company-policies>

6. Provide details of any corrective actions taken or underway on issues relating to advertising, and delivery of essential services; cyber security and data privacy of customers; re-occurrence of instances of product recalls; penalty/action taken by regulatory authorities on safety of products/services.

Not Applicable

7. Provide the following information relating to data breaches
a. Number of instances of data breaches along-with impact

0

b. Percentage of data breaches involving personally identifiable information of customers

0

c. Impact, if any, of the data breaches

NA

Independent Auditor's Report

To the Members of **Sanghvi Movers Limited**

Report on the Audit of the Financial Statements

Opinion

We have audited the accompanying financial statements of Sanghvi Movers Limited ("the Company"), which comprise the Balance Sheet as at March 31, 2024, and the Statement of Profit and Loss, including Other Comprehensive Income, Statement of Changes in Equity and Statement of Cash Flows for the year then ended, and notes to the financial statements, including material accounting policy information and other explanatory information (hereinafter referred to as the "financial statements").

In our opinion and to the best of our information and according to the explanations given to us the aforesaid financial statements give the information required by the Companies Act, 2013 ("the Act") in the manner so required and give a true and fair view in conformity with the Indian Accounting Standards prescribed under section 133 of the Act read with Companies (Indian Accounting Standards) Rules, 2015, as amended ("Ind AS") and other accounting principles generally accepted in India, of the state of affairs of the Company as at March 31, 2024, and profit, other comprehensive income, changes in equity and its cash flows for the year ended on that date.

Basis for Opinion

We conducted our audit of the financial statements in accordance with the Standards on Auditing (SAs) specified under section 143(10) of the Act. Our responsibilities under those Standards are further described in the 'Auditor's Responsibilities for the Audit of the Financial Statements' section of our report. We are independent of the Company in accordance with the Code of Ethics issued by the Institute of Chartered Accountants of India ("ICAI") together with the ethical requirements that are relevant to our audit of the financial statements under the provisions of the Act and the Rules thereunder, and we have fulfilled our other ethical responsibilities in accordance with these requirements and the Code of Ethics. We believe that the audit evidence obtained by us is sufficient and appropriate to provide a basis for our opinion.

Emphasis of Matter

We draw attention to the Note 51 to the financial statements which describes that the remuneration payable to promoter director of the Company during the financial year ended March 31, 2024, exceeds the limits prescribed under Regulation 17(6)(e) of the Securities and Exchange Board of India (Listing Obligations and Disclosure Requirements) Regulations, 2015, by ₹ 517.70 Lakhs. The remuneration payable to promoter director in excess of the limits has been approved by the Board of Directors and the Company is in the process of placing the same before the shareholders for their approval by special resolution in the forthcoming Annual General Meeting.

Our opinion is not modified in respect of this matter.

Key Audit Matters

Key audit matters are those matters that, in our professional judgment, were of most significance in

our audit of the financial statements for the year ended March 31, 2024. These matters were addressed in the context of our audit of the financial statements as a whole, and in forming our opinion thereon, and we do not provide a separate opinion on these matters.

We have determined that there are no key audit matters to communicate in our report.

Information Other than the Financial Statements and Auditor's Report Thereon

The Company's Board of Directors is responsible for the other information. The other information comprises the Management report, Chairman's statement, Director's report and other information included in Annual Report but does not include the financial statements and our auditor's report thereon, which we obtained prior to the date of this auditor's report, and the Management report, Chairman's statement, Director's report and other information included in Annual Report, which is expected to be made available to us after that date.

Our opinion on the financial statements does not cover the other information and we do not and will not express any form of assurance conclusion thereon.

In connection with our audit of the financial statements, our responsibility is to read the other information identified above and, in doing so, consider whether the other information is materially inconsistent with the financial statements, or our knowledge obtained in the audit, or otherwise appears to be materially misstated. If, based on the work we have performed on the other information that we obtained prior to the date of this auditor's report, we conclude that there is a material misstatement of this other information, we are required to report that fact. We have nothing to report in this regard.

When we read the Management report, Chairman's statement, Director's report and other information included in annual report, if we conclude that there is a material misstatement therein, we are required to communicate the matter to those charged with governance under SA 720 'The Auditor's Responsibilities Relating to Other Information'.

Responsibilities of Board of Directors for the Financial Statements

The Company's Board of Directors is responsible for the matters stated in section 134(5) of the Act with respect to the preparation of these financial statements that give a true and fair view of the financial position, financial performance, changes in equity and cash flows of the Company in accordance with the accounting principles generally accepted in India, including the Accounting Standards specified under section 133 of the Act. This responsibility

Independent Auditor's Report (Contd.)

also includes maintenance of adequate accounting records in accordance with the provisions of the Act for safeguarding of the assets of the Company and for preventing and detecting frauds and other irregularities; selection and application of appropriate accounting policies; making judgements and estimates that are reasonable and prudent; and design, implementation and maintenance of adequate internal financial controls, that were operating effectively for ensuring the accuracy and completeness of the accounting records, relevant to the preparation and presentation of the financial statement that give a true and fair view and are free from material misstatement, whether due to fraud or error.

In preparing the financial statements, the Management and Board of Directors is responsible for assessing the Company's ability to continue as a going concern, disclosing, as applicable, matters related to going concern and using the going concern basis of accounting unless the Board of Directors either intends to liquidate the Company or to cease operations, or has no realistic alternative but to do so.

The Board of Directors are also responsible for overseeing the Company's financial reporting process.

Auditor's Responsibilities for the Audit of the Financial Statements

Our objectives are to obtain reasonable assurance about whether the financial statements as a whole are free from material misstatement, whether due to fraud or error, and to issue an auditor's report that includes our opinion. Reasonable assurance is a high level of assurance, but is not a guarantee that an audit conducted in accordance with SAs will always detect a material misstatement when it exists. Misstatements can arise from fraud or error and are considered material if, individually or in the aggregate, they could reasonably be expected to influence the economic decisions of users taken on the basis of these financial statements.

We give in "Annexure A" a detailed description of Auditor's responsibilities for Audit of the Financial Statements.

Report on Other Legal and Regulatory Requirements

- As required by the Companies (Auditor's Report) Order, 2020 ("the Order"), issued by the Central Government of India in terms of sub-section (11) of section 143 of the Act, we give in "Annexure B" a statement on the matters specified in paragraphs 3 and 4 of the Order, to the extent applicable.
- As required by Section 143(3) of the Act, we report that:
 - We have sought and obtained all the information and explanations which to the best of our knowledge and belief were necessary for the purposes of our audit.
 - In our opinion, proper books of account as required by law have been kept by the Company so far as it appears from our examination of those books except

for the matters stated in the paragraph 2(h)(vi) below on reporting under Rule 11(g).

- The Balance Sheet, the Statement of Profit and Loss including other comprehensive income, the Statement of Changes in Equity and the Statement of Cash Flow dealt with by this Report are in agreement with the books of account.
- In our opinion, the aforesaid financial statements comply with the Accounting Standards specified under Section 133 of the Act.
- The reservation relating to the maintenance of accounts and other matters connected therewith are as stated in paragraph 2(b) above on reporting under Section 143(3)(b) and paragraph 2(h)(vi) below on reporting under Rule 11(g).
- On the basis of the written representations received from the directors as on March 31, 2024 taken on record by the Board of Directors, none of the directors are disqualified as on March 31, 2024 from being appointed as a director in terms of Section 164 (2) of the Act.
- With respect to the adequacy of the internal financial controls with reference to financial statements of the Company and the operating effectiveness of such controls, refer to our separate Report in "Annexure C".
- With respect to the other matters to be included in the Auditor's Report in accordance with Rule 11 of the Companies (Audit and Auditors) Rules, 2014, in our opinion and to the best of our information and according to the explanations given to us:
 - The Company has disclosed the impact of pending litigations on its financial position in its financial statements – Refer Note 49 to the financial statements;
 - The Company did not have any long-term contracts including derivative contracts for which there were any material foreseeable losses.
 - There has been no delay in transferring amounts, required to be transferred, to the Investor Education and Protection Fund by the Company.
 1. The Management has represented that, to the best of its knowledge and belief, no funds have been advanced or loaned or invested (either from borrowed funds or share premium or any other sources or kind of funds) by the Company to or in any other person(s) or entity(ies), including foreign entities ("Intermediaries"), with the understanding, whether recorded in writing

Independent Auditor's Report (Contd.)

or otherwise, that the Intermediary shall, directly or indirectly lend or invest in other persons or entities identified in any manner whatsoever by or on behalf of the Company ("Ultimate Beneficiaries") or provide any guarantee, security or the like on behalf of the Ultimate Beneficiaries.

2. The Management has represented, that, to the best of its knowledge and belief, no funds have been received by the Company from any person(s) or entity(ies), including foreign entities (Funding Parties), with the understanding, whether recorded in writing or otherwise, as on the date of this audit report, that the Company shall, directly or indirectly, lend or invest in other persons or entities identified in any manner whatsoever by or on behalf of the Funding Party ("Ultimate Beneficiaries") or provide any guarantee, security or the like on behalf of the Ultimate Beneficiaries.
3. Based on the audit procedures performed that have been considered reasonable and appropriate in the circumstances, and according to the information and explanations provided to us by the Management in this regard nothing has come to our notice that has caused us to believe that the representations under sub-clause (i) and (ii) of Rule 11(e) as provided under (1) and (2) above, contain any material mis-statement.
- v. The final dividend paid by the Company during the year in respect of the same declared for the previous year is in accordance with section 123 of the Companies Act 2013 to the extent it applies to payment of dividend.

The Board of Directors of the Company have proposed final dividend for the year which is subject to the approval of the members at the ensuing Annual General Meeting. The dividend declared is in accordance with section 123 of the Act to the extent it applies to declaration of dividend. (Refer Note 16 to the financial statements).

- vi. Based on our examination,
 - (a) In regard to Tally: The Company has used an accounting software for maintaining its books of account during the period April 01, 2023 till November 30, 2023, which has a feature of recording audit trail (edit log)

facility and the same has been enabled and operated throughout the year for all relevant transactions recorded in the software. During the course of our examination, we did not come across any instance of the audit trail being tampered with.

- (b) In regard to Billing: The Company has used a billing software for maintaining its books of account for the period April 01, 2023, till November 30, 2023, which has a feature of recording audit trail (edit log) facility, except that no audit trail feature was enabled at the database level throughout this period in respect of the software (Billing) to log any direct data changes.

Further, the audit trail facility has been operated throughout the period April 01, 2023, till November 30, 2023, for all relevant transactions recorded in the accounting software, except for the software at the database level as stated above, in respect of which the audit trail facility has not operated throughout the period for all relevant transactions recorded in this accounting software.

Further, during the course of our examination, we did not come across any instance of audit trail feature being tampered with, in respect of the accounting software for the period for which the audit trail feature was enabled and operating.

- (c) In regard to Material Resource Planning ('MRP') & Bank Payment Requisition ('BPR') software: The Company has used a material and payment requisition software for maintaining its books of account for the period April 01, 2023 till November 30, 2023, which did not have a feature of recording audit trail (edit log) facility throughout this period.

- (d) In regard to Paypac: The Company has used an accounting software for maintaining its books of accounts pertaining to payroll processing during the year ended March 31, 2024, which is operated by a third-party software service provider. In the absence of independent service auditors report, we are unable to comment whether the software has a feature of recording audit trail (edit log) facility, nor are we able to comment on whether the audit trail feature was enabled in the said

Independent Auditor's Report (Contd.)

software and operated throughout the year for all relevant transactions recorded in the software. We are further unable to comment as to whether there were any instances of the audit trail feature being tampered with.

- (e) In regard to SAP software: The Company has used an accounting software for maintaining its books of account for the period December 04, 2023, till March 31, 2024, which has a feature of recording audit trail (edit log) facility, except that no audit trail feature was enabled at the database level throughout the said period in respect of the software (SAP) to log any direct data changes.

Further, the audit trail facility has been operated throughout the period from

December 04, 2023, till March 31, 2024 for all relevant transactions recorded in the accounting software, except for the software at the database level as stated above, in respect of which the audit trail facility has not operated for all relevant transactions recorded in this accounting software throughout this period.

Further, during the course of our examination, we did not come across any instance of audit trail feature being tampered with, in respect of the accounting software for the period for which the audit trail feature was enabled and operating.

3. In our opinion, according to information, explanations given to us, the remuneration paid by the Company to its directors is within the limits laid prescribed under Section 197 read with Schedule V of the Act and the rules thereunder.

For M S K A & Associates
Chartered Accountants
ICAI Firm Registration No. 105047W

Nitin Manohar Juman
Partner
Membership No. 111700
UDIN: 24111700BKAIKM3401

Place: Pune
Date: May 16, 2024

Independent Auditor's Report (Contd.)

ANNEXURE A TO THE INDEPENDENT AUDITOR'S REPORT ON EVEN DATE ON THE FINANCIAL STATEMENTS OF SANGHVI MOVERS LIMITED FOR THE YEAR ENDED MARCH 31, 2024

Auditor's Responsibilities for the Audit of the Financial Statements

As part of an audit in accordance with SAs, we exercise professional judgment and maintain professional skepticism throughout the audit. We also:

- Identify and assess the risks of material misstatement of the financial statements, whether due to fraud or error, design and perform audit procedures responsive to those risks, and obtain audit evidence that is sufficient and appropriate to provide a basis for our opinion. The risk of not detecting a material misstatement resulting from fraud is higher than for one resulting from error, as fraud may involve collusion, forgery, intentional omissions, misrepresentations, or the override of internal control.
- Obtain an understanding of internal control relevant to the audit in order to design audit procedures that are appropriate in the circumstances. Under section 143(3)(i) of the Act, we are also responsible for expressing our opinion on whether the company has adequate internal financial controls with reference to financial statements in place and the operating effectiveness of such controls.
- Evaluate the appropriateness of accounting policies used and the reasonableness of accounting estimates and related disclosures made by management and Board of Directors.
- Conclude on the appropriateness of management and Board of Director's use of the going concern basis of accounting and, based on the audit evidence obtained, whether a material uncertainty exists related to events or conditions that may cast significant doubt on the Company's ability to continue as a going concern. If we conclude that a material uncertainty exists, we are required to draw attention

in our auditor's report to the related disclosures in the financial statements or, if such disclosures are inadequate, to modify our opinion. Our conclusions are based on the audit evidence obtained up to the date of our auditor's report. However, future events or conditions may cause the Company to cease to continue as a going concern.

- Evaluate the overall presentation, structure and content of the financial statements, including the disclosures, and whether the financial statements represent the underlying transactions and events in a manner that achieves fair presentation.

We communicate with those charged with governance regarding, among other matters, the planned scope and timing of the audit and significant audit findings, including any significant deficiencies in internal control that we identify during our audit.

We also provide those charged with governance with a statement that we have complied with relevant ethical requirements regarding independence, and to communicate with them all relationships and other matters that may reasonably be thought to bear on our independence, and where applicable, related safeguards.

From the matters communicated with those charged with governance, we determine those matters that were of most significance in the audit of the financial statements for the year ended March 31, 2024, and are therefore, the key audit matters. We describe these matters in our auditor's report unless law or regulation precludes public disclosure about the matter or when, in extremely rare circumstances, we determine that a matter should not be communicated in our report because the adverse consequences of doing so would reasonably be expected to outweigh the public interest benefits of such communication.

For M S K A & Associates
Chartered Accountants
ICAI Firm Registration No. 105047W

Nitin Manohar Juman
Partner
Membership No. 111700
UDIN: 24111700BKA1KM3401

Place: Pune
Date: May 16, 2024

Independent Auditor's Report (Contd.)

ANNEXURE B TO INDEPENDENT AUDITORS' REPORT OF EVEN DATE ON THE FINANCIAL STATEMENTS OF SANGHVI MOVERS LIMITED FOR THE YEAR ENDED MARCH 31, 2024

[Referred to in paragraph 1 under 'Report on Other Legal and Regulatory Requirements' in the Independent Auditors' Report]

- The Company has maintained proper records showing full particulars including quantitative details and situation of property, plant and equipment, investment property and relevant details of right-of-use assets.
 - The Company has maintained proper records showing full particulars of intangible assets.
 - All the Property, Plant and Equipment, Investment property, right of use assets and non-current assets held for sale have not been physically verified by the management during the year but there is a regular programme of verification, which, in our opinion, is reasonable having regard to the size of the Company and the nature of its assets. No material discrepancies were noticed on such verification.
 - According to the information and explanations given to us and on the basis of our examination of the records of the Company, the title deeds of immovable properties (other than properties where the Company is the lessee and the lease agreements are duly executed in favour of the lessee) as disclosed in the financial statements, are held in the name of the Company.
 - According to the information and explanations given to us, the Company has not revalued its property, plant and Equipment (including Right of Use assets and

non-current assets held for sale) and intangible assets during the year. Accordingly, the provisions stated under clause 3(i)(d) of the Order are not applicable to the Company.

- According to the information and explanations given to us, no proceeding has been initiated or pending against the Company for holding benami property under the Benami Transactions (Prohibition) Act, 1988, as amended and rules made thereunder. Accordingly, the provisions stated under clause 3(i)(e) of the Order are not applicable to the Company.
 - The inventory has been physically verified during the year by the management. In our opinion, the frequency of verification, coverage and procedure of such verification is reasonable and appropriate having regard to the size of the Company and the nature of its operations. The discrepancies noticed on physical verification of inventory as compared to book records were not 10% or more in aggregate for each class of inventory.
 - The Company has been sanctioned working capital limits in excess of ₹ 5 crores in aggregate from Banks on the basis of security of current assets. Based on the records examined by us in the normal course of audit of the financial statements, quarterly returns/statements are filed with such Banks are not in agreement with the books of accounts of the Company. Details of the same are as below.

Quarter ended	Particulars of Securities Provided	Amount as per books of account	Amount as reported in the quarterly return/ statement	Amount of difference	Reason for material discrepancies
June 30, 2023	Inventories	467.91	497.64	(29.73)	Majorly difference is due to provision created for slow and non-moving inventory in books of accounts & mismatch in the amount submitted to bank related to unbilled revenue
	Trade Receivables	15,945.53	14,766.74	1,178.79	
September 30, 2023	Inventories	475.24	487.69	(12.45)	
	Trade Receivables	16,158.70	15,779.89	378.81	
December 31, 2023	Inventories	556.85	795.14	(238.29)	
	Trade Receivables	19,385.33	15,233.58	4,151.75	
March 31, 2024	Inventories	590.79	736.00	(145.21)	
	Trade Receivables	18,791.02	16,597.02	2,194.00	

- According to the information explanation provided to us, the Company has made investment in one subsidiary during the year. The Company has not provided any guarantee or security or granted any loans or advances in the nature of loans, secured or unsecured, to companies, firms, Limited Liability Partnerships or any other parties. Hence, the requirements under paragraph 3(iii) of the Order in so far it relates to loans, advances, guarantee or security are not applicable to the Company.
 - According to the information and explanations given to us and based on the audit procedures performed by us, we are of the opinion that the investments made are not prejudicial to the interest of the Company.

Independent Auditor's Report (Contd.)

- iv. According to the information and explanations given to us, there are no loans, guarantees, and security in respect of which provisions of sections 185 of the Act are applicable and accordingly, the provisions stated under clause 3(iv) of the Order to that extent is not applicable to the Company. Further, the Company has complied with the provisions of Section 186 of the Act, in respect of investments made.
- v. According to the information and explanations given to us, the Company has neither accepted any deposits from the public nor any amounts which are deemed to be deposits, within the meaning of Sections 73, 74, 75 and 76 of the Act and the rules framed there under. Accordingly, the provisions stated under clause 3(iv) of the Order is not applicable to the Company. Also, there are no amounts outstanding as on March 31, 2024, which are in the nature of deposits.
- vi. The provisions of sub-Section (1) of Section 148 of the Act are not applicable to the Company as the Central Government of

India has not specified the maintenance of cost records for any of the products/services of the Company. Accordingly, the provisions stated under clause 3(vi) of the Order are not applicable to the Company.

- vii. (a) According to the information and explanations given to us and the records of the Company examined by us, in our opinion, undisputed statutory dues including Goods and Services tax, provident fund, employees' state insurance, income-tax, sales-tax, service tax, duty of customs, duty of excise, value added tax, cess, and other statutory dues have generally been regularly deposited with the appropriate authorities during the year, though there has been slight delays in a few cases.

Undisputed amounts payable in respect of provident fund, which were outstanding, as at March 31, 2024, for a period of more than six months from the date they became payable, are as follows

Name of the statute	Nature of the dues	Amount ₹	Period to which the amount relates	Due Date	Date of Payment	Remarks, if any
The Employees' Provident Fund Scheme, 1952	Provident Fund	1,97,394	Apr-22 to March-23	Various	N/A	Amount is unpaid due technical glitch in linking Aadhar card with UAN number.
		12,072	Apr-23	15-May-23	N/A	
		12,072	May-23	15-Jun-23	N/A	
		12,579	Jun-23	15-Jul-23	N/A	
		12,247	Jul-23	15-Aug-23	N/A	
		12,247	Aug-23	15-Sept-23	N/A	

- (b) According to the information and explanation given to us and examination of records of the Company, details of statutory dues referred to in sub-clause (a) above which have not been deposited as on March 31, 2024, on account of any dispute, are as follows:

Name of the statute	Nature of dues	Amount Demanded ₹	Amount Paid ₹	Period to which the amount relates	Forum where dispute is pending	Remarks, if any
Central Sales tax Act, 1956	Tax demand on crane hiring	6,417.80	-	FY 2007-08	Maharashtra sales tax tribunal	
		7,738.16	10.81	FY 2010-11	Maharashtra sales tax tribunal	
		7,752.86	-	FY 2012-13	The Bombay High Court	
		1,247.67	71.28	FY 2013-14	Joint Commissioner	
		7,086.90	-	FY 2014-15	Saes Tax, Pune	
		14,198.77	-	FY 2015-16		
		15,882.25	73.98	FY 2016-17		
		2,165.50	23.42	FY 2017-18		
Gujarat Value Added Tax Act, 2003	Tax demand on crane hiring	124.75	-	FY 2008-09	Gujarat Value Added Tax Tribunal	

Independent Auditor's Report (Contd.)

Name of the statute	Nature of dues	Amount Demanded ₹	Amount Paid ₹	Period to which the amount relates	Forum where dispute is pending	Remarks, if any
Maharashtra Value Added Tax, 2002	Tax demand on crane hiring	1,120.38	-	FY 2007-08	Maharashtra Sales tax tribunal	
		582.31	15.63	FY 2009-10		
		1,136.84	-	FY 2010-11		
		1,338.62	-	FY 2012-13	The Bombay High Court	
		3,919.17	223.95	FY 2013-14	Joint Commissioner	
		2,009.10	0.63	FY 2014-15	Saes Tax, Pune	
		1,654.51	14.23	FY 2015-16		
		457.03	2.16	FY 2016-17		
217.35	9.13	FY 2017-18				
Maharashtra Goods and Services Tax Act, 2017	Incorrect admissibility of Input tax credit	30.50	15.62	FY 2017-18	Joint Commissioner (Appeals), Pune	
Goods and Services Tax Act, 2017 - Andhra Pradesh	Disallowance of ITC and Tax on difference in turnover	21.12	-	FY 2023-24	Appellate Authority	
Goods and Services Tax Act, 2017 - Gujarat	Not carrying copy of invoice at the time of interception of conveyance.	11.40	11.40	FY 2023-24	Deputy Commissioner of State Tax, Surat	
Goods and Services Tax Act, 2017 - Andhra Pradesh	E way Bill Generated with Incorrect Details.	7.81	7.23	FY 2023-24	Commercial Tax Department, Tamil Nadu	
Income Tax Act, 1961	TDS Demand	18.27	-	Various	Assessing officer	

- viii. According to the information and explanations given to us, there are no transactions which are not accounted in the books of account which have been surrendered or disclosed as income during the year in Income-tax Assessment of the Company. Accordingly, the provision stated under clause 3(viii) of the Order is not applicable to the Company.

- ix. (a) In our opinion and according to the information and explanations given to us and the records of the Company examined by us, the Company has not defaulted in repayment of loans or borrowings or in payment of interest thereon to any lender.
- (b) According to the information and explanations given to us and on the basis of our audit procedures, we report that the Company has not been declared wilful defaulter by any bank or financial institution or government or any government authority.
- (c) In our opinion and according to the information and explanations provided to us, money raised by way of term loans during the year have been applied for the purpose for which they were raised. Refer Note 18 to the financial statements.

- (d) According to the information and explanations given to us, and the procedures performed by us, and on an overall examination of the financial statements of the Company, we report that no funds raised on short-term basis have been used for long-term purposes by the Company.

- (e) According to the information explanation given to us and on an overall examination of the financial statements of the Company, we report that the Company has not taken any funds from an any entity or person on account of or to meet the obligations of its subsidiary.

- (f) According to the information and explanations given to us and procedures performed by us, we report that the Company has not raised loans during the year on the pledge of securities held in its subsidiary. Accordingly, reporting under Clause 3(ix)(f) of the order is not applicable to the Company.

- x. (a) In our opinion and according to the information explanation given to us, the Company did not raise any money by way of initial public offer or further public

Independent Auditor's Report (Contd.)

- offer (including debt instruments) during the year. Accordingly, the provisions stated under clause 3(x)(a) of the Order are not applicable to the Company.
- (b) According to the information and explanations given to us and based on our examination of the records of the Company, the Company has not made any preferential allotment or private placement of shares or fully, partly, or optionally convertible debentures during the year. Accordingly, the provisions stated under clause 3(x)(b) of the Order are not applicable to the Company.
- xi. (a) Based on our examination of the books and records of the Company, carried out in accordance with the generally accepted auditing practices in India, and according to the information and explanations given to us, we report that no material fraud by the Company or on the Company has been noticed or reported during the year in the course of our audit.
- (b) Based on our examination of the books and records of the Company, carried out in accordance with the generally accepted auditing practices in India, and according to the information and explanations given to us, a report under Section 143(12) of the Act, in Form ADT-4, as prescribed under rule 13 of Companies (Audit and Auditors) Rules, 2014 was not required to be filed with the Central Government. Accordingly, the provisions stated under clause 3(xi)(b) of the Order is not applicable to the Company.
- (c) As represented to us by the Management, there are no whistle-blower complaints received by the Company during the year.
- xii. The Company is not a Nidhi Company. Accordingly, the provisions stated under clause 3(xii)(a) to (c) of the Order are not applicable to the Company.
- xiii. According to the information and explanations given to us and based on our examination of the records of the Company, transactions with the related parties are in compliance with Sections 177 and 188 of the Act, where applicable and details of such transactions have been disclosed in the financial statements as required by the applicable accounting standards.
- xiv. (a) In our opinion and based on our examination, the Company has an internal audit system commensurate with the size and nature of its business.
- (b) We have considered the internal audit reports of the Company issued till the date of our audit report, for the period under audit.
- xv. According to the information and explanations given to us, in our opinion, during the year, the Company has not entered into any non-cash transactions with directors or persons connected with its directors and accordingly, the reporting on compliance with the provisions of Section 192 of the Act in clause 3(xv) of the Order is not applicable to the Company.
- xvi. (a) The Company is not required to be registered under Section 45 IA of the Reserve Bank of India Act, 1934 (2 of 1934) and accordingly, the provisions stated under clause 3(xvi)(a) of the Order are not applicable to the Company.
- (b) The Company is not engaged in any Non-Banking Financial or Housing Finance activities during the year and accordingly, the provisions stated under clause 3(xvi)(b) of the Order are not applicable to the Company.
- (c) The Company is not a Core investment Company (CIC) as defined in the regulations made by Reserve Bank of India. Accordingly, the provisions stated under clause 3(xvi)(c) of the Order are not applicable to the Company.
- (d) According to the information and explanations provided to us, the Group (as defined in the Core Investment Companies (Reserve Bank) Directions, 2016) does not have any Core Investment Company as part of its group. Accordingly, the provisions stated under clause 3(xvi)(d) of the order are not applicable to the Company.
- xvii. Based on the overall review of financial statements, the Company has not incurred cash losses in the current financial year and in the immediately preceding financial year. Accordingly, the provisions stated under clause 3(xvii) of the Order are not applicable to the Company.
- xviii. There has been no resignation of the statutory auditors during the year. Accordingly, the provisions stated under clause 3(xviii) of the Order are not applicable to the Company.
- xix. According to the information and explanations given to us and on the basis of the financial ratios (as disclosed in note 46 to the financial statements), ageing and expected dates of realization of financial assets and payment of financial liabilities, other information accompanying the financial statements, our knowledge of the Board of Directors and management plans and based on our examination of the evidence supporting the assumptions, nothing has come to our attention, which causes us to believe that any material uncertainty exists as on the date of the audit report that Company is not capable of meeting its liabilities existing at the date of balance sheet as and when they fall due within a period of one year from the balance sheet date. We, however, state that this is not an assurance as to the future viability of the Company. We further state that our reporting is based on the facts up to the date of the audit report and we neither give any guarantee nor any assurance that all liabilities falling due within a period of one year from the balance sheet date, will get discharged by the Company as and when they fall due.

Independent Auditor's Report (Contd.)

- xx. According to the information and explanations given to us and based on our verification, the provisions of Section 135 of the Act, are applicable to the Company. The Company has made the required contributions during the year and there are no unspent amounts which are required to be transferred either to a Fund specified in schedule VII of the Act or to a Special Account as per the provisions of Section 135 of the Act read with schedule VII to the Act. Accordingly, reporting under clause 3(xx)(a) and 3(xx)(b) of the Order is not applicable to the Company.
- xxi. According to the information and explanations given to us, the Company does not have any Subsidiary, Associate or Joint Venture. Accordingly, reporting under clause 3(xxi) of the Order is not applicable.

For M S K A & Associates
Chartered Accountants
 ICAI Firm Registration No. 105047W

Nitin Manohar Jumani
 Partner
 Membership No. 111700
 UDIN: 24111700BKAIKM3401

Place: Pune
 Date: May 16, 2024

Independent Auditor's Report (Contd.)

ANNEXURE C TO THE INDEPENDENT AUDITOR'S REPORT OF EVEN DATE ON THE FINANCIAL STATEMENTS OF SANGHVI MOVERS LIMITED

[Referred to in paragraph 2(g) under 'Report on Other Legal and Regulatory Requirements' in the Independent Auditors' Report of even date to the Members of Sanghvi Movers Limited on the Financial Statements for the year ended March 31, 2024]

Report on the Internal Financial Controls under Clause (i) of Sub-section 3 of Section 143 of the Companies Act, 2013 ("the Act")

We have audited the internal financial controls with reference to financial statements of Sanghvi Movers Limited ("the Company") as of March 31, 2024 in conjunction with our audit of the financial statements of the Company for the year ended on that date.

Opinion

In our opinion, the Company has, in all material respects, an adequate internal financial controls with reference to financial statements and such internal financial controls with reference to financial statements were operating effectively as at March 31, 2024, based on the internal control with reference to financial statements criteria established by the Company considering the essential components of internal control stated in the Guidance Note on Audit of Internal Financial Controls Over Financial Reporting issued by the Institute of Chartered Accountants of India (ICAI) (the "Guidance Note").

Management's and Board of Director's Responsibility for Internal Financial Controls

The Company's Management and the Board of Directors are responsible for establishing and maintaining internal financial controls based on the internal control with reference to financial statements criteria established by the Company considering the essential components of internal control stated in the Guidance Note. These responsibilities include the design, implementation and maintenance of adequate internal financial controls that were operating effectively for ensuring the orderly and efficient conduct of its business, including adherence to Company's policies, the safeguarding of its assets, the prevention and detection of frauds and errors, the accuracy and completeness of the accounting records, and the timely preparation of reliable financial information, as required under the Act.

Auditors' Responsibility

Our responsibility is to express an opinion on the Company's internal financial controls with reference to financial statements based on our audit. We conducted our audit in accordance with the Guidance Note and the Standards on Auditing, issued by ICAI and deemed to be prescribed under section 143(10) of the Act, to the extent applicable to an audit of internal financial

controls. Those Standards and the Guidance Note require that we comply with ethical requirements and plan and perform the audit to obtain reasonable assurance about whether adequate internal financial controls with reference to financial statements was established and maintained and if such controls operated effectively in all material respects.

Our audit involves performing procedures to obtain audit evidence about the adequacy of the internal financial controls with reference to financial statements and their operating effectiveness. Our audit of internal financial controls with reference to financial statements included obtaining an understanding of internal financial controls with reference to financial statements, assessing the risk that a material weakness exists, and testing and evaluating the design and operating effectiveness of internal control based on the assessed risk. The procedures selected depend on the auditor's judgement, including the assessment of the risks of material misstatement of the financial statements, whether due to fraud or error.

We believe that the audit evidence we have obtained, is sufficient and appropriate to provide a basis for our audit opinion on the Company's internal financial controls with reference to financial statements.

Meaning of Internal Financial Controls With reference to Financial Statements

A company's internal financial control with reference to financial statements is a process designed to provide reasonable assurance regarding the reliability of financial reporting and the preparation of financial statements for external purposes in accordance with generally accepted accounting principles. A company's internal financial control with reference to financial statements includes those policies and procedures that (1) pertain to the maintenance of records that, in reasonable detail, accurately and fairly reflect the transactions and dispositions of the assets of the company; (2) provide reasonable assurance that transactions are recorded as necessary to permit preparation of financial statements in accordance with generally accepted accounting principles, and that receipts and expenditures of the company are being made only in accordance with authorisations of management and directors of the company; and (3) provide reasonable assurance regarding prevention or timely detection of unauthorised acquisition, use, or disposition of the company's assets that could have a material effect on the financial statements.

Independent Auditor's Report (Contd.)

Inherent Limitations of Internal Financial Controls With reference to financial statements

Because of the inherent limitations of internal financial controls with reference to financial statements, including the possibility of collusion or improper management override of controls, material misstatements due to error or fraud may occur and not

be detected. Also, projections of any evaluation of the internal financial controls with reference to financial statements to future periods are subject to the risk that the internal financial control with reference to financial statements may become inadequate because of changes in conditions, or that the degree of compliance with the policies or procedures may deteriorate.

For M S K A & Associates
Chartered Accountants
ICAI Firm Registration No. 105047W

Nitin Manohar Juman
Partner
Membership No. 111700
UDIN: 24111700BKAIKM3401

Place: Pune
Date: May 16, 2024



Balance Sheet

as at March 31, 2024

(Amounts in ₹ Lakhs, except share data and unless otherwise stated)

Particulars	Notes	As at March 31, 2024	As at March 31, 2023
ASSETS			
Non-current assets			
Property, plant and equipment	3.1	1,00,673.18	85,511.92
Right of use assets	3.2	23.75	24.02
Intangible assets	3.3	546.63	-
Capital work-in-progress	3.4	1,496.92	642.08
Investment properties	4	237.09	314.42
Intangible assets under development	3.5	-	53.17
Financial assets :			
(i) Investments	5	0.25	22.96
(ii) Loans	6	30.99	22.95
(iii) Other financial assets	7	991.95	228.47
Non current tax assets		33.70	33.70
Other non-current assets	8	1,174.07	1,439.73
Total non-current assets		1,05,208.53	88,293.42
CURRENT ASSETS			
Inventories	9	590.79	449.64
Financial assets :			
(i) Investments	5	7,057.11	3,541.38
(ii) Trade receivables	10	11,819.18	9,889.48
(iii) Unbilled receivable (refer footnote to note 10)		6,097.04	4,135.28
(iv) Cash and cash equivalents	11	3,217.42	1,222.07
(v) Bank balances other than cash and cash equivalents	12	4,892.92	884.34
(vi) Loans	13	33.26	22.13
(vii) Other financial assets	14	1,426.33	2,325.04
Other current assets	15	1,409.35	991.22
		36,543.40	23,460.58
Assets classified as held for sale	3.6	694.34	316.98
Total current assets		37,237.74	23,777.56
Total assets		1,42,446.27	1,12,070.98
EQUITY AND LIABILITIES			
Equity			
Equity share capital	16	865.76	865.76
Other equity	17	1,00,348.75	83,305.05
Total equity		1,01,214.51	84,170.81
LIABILITIES			
Non-current liabilities			
Financial liabilities :			
Borrowings	18	16,058.17	9,353.10
Deferred tax liabilities (net)	31	4,877.41	4,685.21
Total non-current liabilities		20,935.58	14,038.31
CURRENT LIABILITIES			
Financial liabilities :			
Borrowings	19	13,153.57	8,923.56
Trade payables	20		
i) total outstanding dues of micro enterprises and small enterprises		73.03	25.10
ii) total outstanding dues of creditors other than micro enterprises and small enterprises		2,863.50	1,715.49
Other financial liabilities	21	1,157.55	660.28
Other current liabilities	22	2,460.16	2,058.71
Employee benefits obligations	23	217.75	147.62
Current tax liabilities (net)	24	213.86	149.60
		20,139.42	13,680.36
Liabilities related to assets classified as held for sale	3.6	156.76	181.50
Total current liabilities		20,296.18	13,861.86
Total liabilities		41,231.76	27,900.17
Total equity and liabilities		1,42,446.27	1,12,070.98
See accompanying notes to the financial statements	1-62		

The accompanying notes are an integral part of the financial statements.

As per our report of even date
For M S K A & Associates
Chartered Accountants
Firm Registration No.:105047W

Nitin Manohar Jumani
Partner
Membership No: 111700

Place: Pune
Date: May 16, 2024

For and on behalf of the Board of Directors of
Sanghvi Movers Limited
CIN: L29150PN1989PLC054143

Rishi Sanghvi
Chairman & Managing Director
DIN: 08220906

Rajesh Likhite
Company Secretary & Chief Compliance Officer
PAN: ABDPL6323M

Place: Pune
Date: May 16, 2024

Sham Kajale
Chief Financial Officer
PAN: AAUPK7774R

Madhu Dubhashi
Director
DIN: 00036846

Place: Pune
Date: May 16, 2024

Statement of Profit and Loss

for the year ended March 31, 2024

(Amounts in ₹ Lakhs, except share data and unless otherwise stated)

Particulars	Notes	Year ended March 31, 2024	Year ended March 31, 2023
INCOME			
Revenue from operations	25	61,853.57	45,578.25
Other income	26	2,816.75	2,977.10
Total income		64,670.32	48,555.35
EXPENSES			
Operating and other expenses	27	19,662.49	16,683.36
Employee benefits expense	28	4,088.71	3,210.86
Finance costs	29	2,494.70	1,664.83
Depreciation and amortization expense	30	13,184.18	12,106.60
Total expenses		39,430.08	33,665.65
Profit before tax		25,240.24	14,889.70
Income tax expense	31		
Current tax		6,247.49	742.25
Deferred tax		198.58	2,943.38
Total income tax expense		6,446.07	3,685.63
Profit for the year		18,794.17	11,204.07
Other comprehensive income			
Items not to be reclassified to profit or loss			
Remeasurement of net defined benefit liability	33	(25.33)	6.00
Income tax effect on these items		6.38	(1.51)
Other comprehensive income/(loss) for the year, net of tax		(18.95)	4.49
Total comprehensive income for the year, net of tax		18,775.22	11,208.56
Earnings per share	32		
Basic earnings per share (₹)		43.42	25.88
Diluted earnings per share (₹)		43.42	25.88
See accompanying notes to the financial statements	1-62		

The accompanying notes are an integral part of the financial statements.

As per our report of even date
For M S K A & Associates
Chartered Accountants
Firm Registration No.:105047W

Nitin Manohar Jumani
Partner
Membership No: 111700

Place: Pune
Date: May 16, 2024

For and on behalf of the Board of Directors of
Sanghvi Movers Limited
CIN: L29150PN1989PLC054143

Rishi Sanghvi
Chairman & Managing Director
DIN: 08220906

Rajesh Likhite
Company Secretary & Chief Compliance Officer
PAN: ABDPL6323M

Place: Pune
Date: May 16, 2024

Sham Kajale
Chief Financial Officer
PAN: AAUPK7774R

Madhu Dubhashi
Director
DIN: 00036846

Place: Pune
Date: May 16, 2024

Statement of Changes in Equity

for the year ended March 31, 2024

(Amounts in ₹ Lakhs, except share data and unless otherwise stated)

For the year ended	As at March 31, 2024		As at March 31, 2023		As at March 31, 2024	
	Amount	No. of shares	Amount	No. of shares	Amount	No. of shares
(A) Equity share capital						
Equity shares of ₹ 2 each issued, subscribed and fully paid						
Balance as at beginning of the year	865.76	4,32,88,000	865.76	4,32,88,000	865.76	4,32,88,000
Changes in Equity Share Capital during the year	-	-	-	-	-	-
Balance as at end of the year	865.76	4,32,88,000	865.76	4,32,88,000	865.76	4,32,88,000

(B) Other equity

For the year ended March 31, 2024

Particulars	Reserve and Surplus		Items of OCI		Total		
	Capital Reserve	Securities Premium	General Reserves	Retained Earnings		Instruments through Comprehensive Income	Remeasurement of employee benefit obligation
Balance as at April 01, 2023	11.96	13,136.96	30,443.09	39,757.25	-	(44.21)	83,305.05
(a) Profit for the year	-	-	-	18,794.17	-	-	18,794.17
(b) Other comprehensive income (Net of Tax)	-	-	-	-	-	(18.95)	(18.95)
Total other comprehensive income for the year (a+b)	-	-	-	18,794.17	-	(18.95)	18,775.22
Transactions with owners in their capacity as owners:							
- Final dividend paid (March 31, 2023 : INR 4 per share)	-	-	-	(1,731.52)	-	-	(1,731.52)
Balance as at March 31, 2024	11.96	13,136.96	30,443.09	56,819.90	-	(63.17)	1,00,348.75

Statement of Changes in Equity (Contd.)

for the year ended March 31, 2024

(Amounts in ₹ Lakhs, except share data and unless otherwise stated)

For the year ended March 31, 2023	Reserve and Surplus		Items of OCI		Total		
	Capital Reserve	Securities Premium	General Reserves	Retained Earnings		Instruments through Comprehensive Income	Remeasurement of employee benefit obligation
Balance as at April 01, 2022	11.96	13,136.96	30,443.09	28,986.06	-	(48.70)	72,529.37
(a) Profit for the year	-	-	-	11,204.07	-	-	11,204.07
(b) Other comprehensive income (Net of Tax)	-	-	-	-	-	4.49	4.49
Total other comprehensive income for the year (a+b)	-	-	-	11,204.07	-	4.49	11,208.56
Transactions with owners in their capacity as owners:							
- Final dividend paid (March 31, 2022 : INR 1 per share)	-	-	-	(432.88)	-	-	(432.88)
Balance as at March 31, 2023	11.96	13,136.96	30,443.09	39,757.25	-	(44.21)	83,305.05

The accompanying notes are an integral part of the financial statements.

As per our report of even date
For M S K A & Associates
 Chartered Accountants
 Firm Registration No.:105047W

Nitin Manohar Jumani
 Partner
 Membership No: 111700

Place: Pune
 Date: May 16, 2024

For and on behalf of the Board of Directors of
Sanghvi Movers Limited
 CIN: L29150PN1989PLC054143

Rishi Sanghvi
 Chairman & Managing Director
 DIN: 08220906

Rajesh Likhite
 Company Secretary & Chief Compliance Officer
 PAN: ABDPL6323M

Place: Pune
 Date: May 16, 2024

Sham Kajale
 Chief Financial Officer
 PAN: AAUPK7774R

Madhu Dubhashi
 Director
 DIN: 00036846

Place: Pune
 Date: May 16, 2024

**Statement of Cash Flows**

for the year ended March 31, 2024

(Amounts in ₹ Lakhs, except share data and unless otherwise stated)

Particulars	Year ended March 31, 2024	Year ended March 31, 2023
CASH FLOW FROM OPERATING ACTIVITIES		
Profit before tax	25,240.24	14,889.70
Adjustments for:		
Depreciation and amortization expenses	13,184.18	12,106.60
Provision for slow and non-moving inventory	20.05	44.98
Bad debts written off	240.95	259.97
Bad debts recovered	(74.55)	(413.67)
Unrealized foreign exchange loss	-	622.39
Interest on fixed deposits	(439.63)	(55.23)
Income from sale of Investments (mutual funds)	(243.24)	(35.75)
Unrealized gain on fair valuation of investments (mutual funds)	(65.93)	(17.43)
Provision for Impairment on Investment in Subsidiary	5.93	3.73
Gain on sale/disposal of fixed assets	(1,560.86)	(1,824.25)
PPE Written off	156.54	-
Liabilities written back	-	(14.66)
Reversal of provision for doubtful debts	(459.77)	(811.84)
Interest cost	2,494.70	1,664.82
Operating profit before working capital changes	38,498.61	26,419.36
CHANGES IN WORKING CAPITAL		
Increase/(decrease) in trade payables	1,195.94	(317.82)
Increase/(decrease) in other current liabilities	440.93	669.02
Increase/(decrease) in employee benefit obligations	70.13	29.75
Increase/(decrease) in other financial liabilities	861.25	144.20
(Increase)/decrease in inventories	(161.19)	(12.40)
(Increase)/decrease in trade receivables and unbilled revenue	(3,598.09)	(948.94)
(Increase)/decrease in loans and other financial assets	(160.79)	6.98
(Increase)/decrease in other assets	(489.09)	(121.42)
CASH GENERATED FROM OPERATIONS	36,657.70	25,868.73
Income tax paid/(refund)	(6,208.56)	(134.22)
Net cash inflows from operating activities (A)	30,449.14	25,734.51
CASH FLOW FROM INVESTING ACTIVITIES		
Purchase for property, plant and equipment and intangible assets	(32,442.61)	(23,215.29)
Purchase of Investments	(25,026.23)	(18,380.31)
Proceeds from sales of investments	21,836.44	17,895.97
Proceeds from sale/disposal of fixed assets	3,721.16	2,716.01
Net proceeds from/investment in fixed deposits	(2,988.96)	(2,775.00)
Interest received	345.78	54.72
Net cash (used in) investing activities (B)	(34,554.42)	(23,703.90)
CASH FLOW FROM FINANCING ACTIVITIES		
Proceeds from borrowings	21,838.68	15,032.94
Repayment of borrowings	(11,854.14)	(14,321.24)
Interest paid	(1,441.69)	(1,797.38)
Dividend paid	(1,731.52)	(432.88)
Net cash (used in) financing activities (C)	6,811.33	(1,518.56)
NET INCREASE IN CASH AND CASH EQUIVALENTS (A+B+C)	2,706.05	512.05
Cash and cash equivalents at the beginning of the period	1,228.57	716.52
Cash and cash equivalents at the end of the period	3,934.62	1,228.57

Statement of Cash Flows (Contd.)

for the year ended March 31, 2024

(Amounts in ₹ Lakhs, except share data and unless otherwise stated)

Notes to the cash flow statement**1. Components of Cash and Cash Equivalents**

Particulars	Year ended March 31, 2024	Year ended March 31, 2023
CASH AND CASH EQUIVALENTS (REFER NOTE 11)		
Balances with banks		
In current accounts	16.64	21.29
Deposits with maturity of less than 3 months	3,200.00	1,200.00
Cash on hand	0.78	0.78
	3,217.42	1,222.07
Debit balances in Cash Credit accounts (Refer Note 12)	717.20	100.82
Cash Credit (Refer Note 19)	-	(94.32)
Total cash and bank balances at end of the period	3,934.62	1,228.57

2. Reconciliation of movements of liabilities to cash flows arising from financing activities

Particulars	Borrowings	Accrued Interest
Opening Balance	18,182.34	14.49
Proceeds from borrowings	21,838.68	-
Repayment of borrowings	(11,854.14)	-
Interest paid	-	(1,441.69)
Non-cash movements		
Unrealized foreign exchange loss	-	-
Other changes		
Interest Expense (Supplier Finance Arrangement - Refer footnote iii to note 19)	1,044.86	-
Interest Expense for the year	-	1,449.85
Closing Balance	29,211.74	22.64

3. The Cash Flow statement has been prepared under the "Indirect Method" as set out in Accounting Standard (Ind As -7) Statement of Cash Flows.

See accompanying notes to the financial statements

1-62

The accompanying notes are an integral part of the financial statements.

As per our report of even date
For M S K A & Associates
Chartered Accountants
Firm Registration No.:105047W

Nitin Manohar Juman
Partner
Membership No: 111700

Place: Pune
Date: May 16, 2024

For and on behalf of the Board of Directors of
Sanghvi Movers Limited
CIN: L29150PN1989PLC054143

Rishi Sanghvi
Chairman & Managing Director
DIN: 08220906

Rajesh Likhite
Company Secretary & Chief Compliance Officer
PAN: ABDPL6323M

Place: Pune
Date: May 16, 2024

Sham Kajale
Chief Financial Officer
PAN: AAUPK7774R

Madhu Dubhashi
Director
DIN: 00036846

Place: Pune
Date: May 16, 2024

Notes forming part of the Financial Statements for the year ended March 31, 2024

(Amounts in ₹ Lakhs, except share data and unless otherwise stated)

1. Reporting entity

Sanghvi Movers Limited ("SML" or "the Company") is a public company domiciled in India and was incorporated in 1989. SML is engaged in the business of providing hydraulic and crawler cranes to various industries in the infrastructure sector and has a fleet of medium-to large-size hydraulic truck mounted telescopic and lattice boom cranes and crawler cranes with lifting capacity ranging from 20 tons to 1600 tons. The Company has its registered office in Pune. The equity shares of the Company are listed on the Bombay Stock Exchange (BSE) and the National Stock Exchange (NSE).

The Board of Directors approved the financial statements for the year ended March 31, 2024 and authorised for issue on May 16, 2024.

2 (a) Basis of preparation of Financial Statements

(i) Statement of compliance and basis of Preparation

The financial statements ("the Financial Statements") have been prepared in accordance with Indian Accounting Standards (Ind AS) notified under Section 133 of the Companies Act, 2013 (the "Act") read with the Companies (Indian Accounting Standards) Rules, 2015 and Companies (Indian Accounting Standards) Amendment Rules, 2016.

Accounting policies have been consistently applied to all the years presented except where a newly issued Accounting Standard is initially adopted or a revision to an existing Accounting Standard requires a change in the accounting policy hitherto in use.

Details of the Company's material accounting policies are included in Note 2(c).

(ii) Functional and presentation currency

These Financial Statements are presented in Indian Rupees (₹), which is also the Company's functional currency. All amounts have been rounded-off to the nearest lakh to two decimal points, unless otherwise indicated.

(iii) Basis of measurement

The Financial Statements have been prepared on a historical cost convention on accrual basis except for the following items:

Items	Measurement basis
Certain financial assets and liabilities	Fair value
Net defined benefit liability	Present value of defined benefit obligation less fair value of plan assets

(iv) Going Concern Assumption

These Financial Statements have been prepared on a going concern basis. The management has assessed the cash flow projections and available liquidity for a period of at least twelve months from the date of these Financial Statements. Based this evaluation, Management believes that the Company will be able to continue as a 'going concern' in the foreseeable future and for a period of at least twelve months from the date of these Financial Statements based on the following:

- i) Expected future operating cash flows based on business projections, and
- ii) Available credit facilities with its bankers.

Based on the above factors, Management has concluded that the "going concern" assumption is appropriate. Accordingly, the Financial Statements do not include any adjustments regarding the recoverability and classification of the carrying amount of assets and classification of liabilities that might result, should the Company be unable to continue as a going concern.

(v) Critical accounting judgements and key sources of estimation uncertainty

In preparing these Financial Statements, management has made judgements, estimates and assumptions that affect the application of accounting policies and the reported amounts of assets, liabilities, income, and expenses. Actual results may differ from these estimates.

Estimates and underlying assumptions are reviewed on an ongoing basis. Revisions to accounting estimates are recognised prospectively.

In particular, information about significant areas of estimation uncertainty and critical judgements in applying accounting policies that have the most significant effect on the amounts recognised in the Financial Statements are included in the following notes:

a) Critical Accounting Estimates

- Note 33 – The cost of the defined benefit plans, compensated absences and the present value of the defined benefit obligation are based on actuarial valuation using the projected unit credit method. An actuarial valuation involves making various

Notes forming part of the Financial Statements (Contd.) for the year ended March 31, 2024

(Amounts in ₹ Lakhs, except share data and unless otherwise stated)

assumptions that may differ from actual developments in the future. These include the determination of the discount rate; future salary increases and mortality rates. Due to the complexities involved in the valuation and its long-term nature, a defined benefit obligation is highly sensitive to changes in these assumptions. All assumptions are reviewed at each reporting date. The policy for the same has been explained under Note 2(b).

- Note 49– the Company has open litigations with tax authorities in respect of direct and indirect taxes. The outcome of these matters may have a material effect on the financial position, results of operations or cash flows. Management regularly analyses current information about these matters and makes provisions for probable contingent losses expected to be incurred to resolve these matters. In making the decision regarding the need for loss provisions, management considers the degree of probability of an unfavourable outcome and the ability to make a sufficiently reliable estimate of the amount of loss. The filing of a suit or formal assertion of a claim against the Company or the disclosure of any such suit or assertions, does not automatically indicate that a provision of a loss may be appropriate; and

- Note 3.1 - Property, plant and equipment represent a significant proportion of the asset base of the Company. The charge in respect of periodic depreciation is derived after determining an estimate of an asset's expected useful life and the expected residual value at the end of its life. The useful lives and residual values of company's assets are determined by management at the time the asset is acquired and reviewed periodically, including at each financial year end. The lives are based on historical experience with similar assets as well

as anticipation of future events, which may impact their life. The policy for the same has been explained under Note 2(b).

- Note 3.2 and 3.3 - The Company amortises intangible assets on a straight-line basis over estimated useful lives of the assets. The useful life is estimated based on a number of factors including the effects of obsolescence, demand, competition and other economic factors such as the stability of the industry and known technological advances and the level of maintenance expenditures required to obtain the expected future cash flows from the assets. The estimated useful life is reviewed at least annually.
- Note 10 - The impairment provisions of financial assets are based on assumptions about risk of default and expected timing of collection. The Company uses judgment in making these assumptions and selecting the inputs to the impairment calculation, based on the Company's past history, customer's creditworthiness, existing market conditions as well as forward looking estimates at the end of each reporting period. The policy for the same has been explained under Note 2(b).

b) Critical Accounting Judgement

- Note 19: Letter of credit: presentation of amounts related to supplier finance arrangements in the balance sheet and in the statement of cash flows i.e., whether to be classified as Trade Payables or Borrowings as per relevant accounting standards.

2 (b) Changes in accounting policies and disclosures

The Ministry of Corporate Affairs has notified Companies (Indian Accounting Standards) Amendment Rules, 2023 dated March 31, 2023 to amend the following Ind AS which are effective for annual periods beginning on or after April 01, 2023. The Company has applied these amendments for the first-time in these financial statements.

Notes forming part of the Financial Statements (Contd.)

for the year ended March 31, 2024

(Amounts in ₹ Lakhs, except share data and unless otherwise stated)

(i) **Amendments to Ind AS 1 - disclosure of accounting policies**

The amendments aim to help entities provide accounting policy disclosures that are more useful by replacing the requirement for entities to disclose their 'significant' accounting policies with a requirement to disclose their 'material' accounting policies and adding guidance on how entities apply the concept of materiality in making decisions about accounting policy disclosures.

The amendments have had an impact on the disclosures of accounting policies, but not on the measurement, recognition or presentation of any items in the financial statements.

(ii) **Definition of Accounting Estimates – Amendments to Ind AS 8 Accounting policies, changes in accounting estimates and errors**

The amendments clarify the distinction between changes in accounting estimates and changes in accounting policies and the correction of errors. It has also been clarified how entities use measurement techniques and inputs to develop accounting estimates.

The amendments had no impact on these consolidated financial statements.

(iii) **New standards and amendments issued but not effective**

There are no such standards which are notified but not yet effective.

2 (c) Material accounting policies

(i) **Foreign currency**

Foreign currency transactions and translation

Transactions in foreign currencies are translated into the functional currency of the Company at the exchange rates on the date of the transactions. Monetary assets and liabilities denominated in foreign currencies are translated into the functional currency at the exchange rate at the reporting date. Non-monetary assets and liabilities that are measured at fair value in a foreign currency are translated into the functional currency at the exchange rate when the fair value was determined. Non-monetary assets and liabilities that are measured based on historical cost in a foreign currency are translated at the exchange rate at the date of the transaction. Exchange differences are recognised in profit or loss,

Foreign exchange gains and losses that relate to borrowings and all other foreign exchange gains and losses are presented in the statement of Profit and loss on net basis.

(ii) **Financial Instruments**

(a) **Non derivative financial instruments consist of:**

- financial assets, which include cash and cash equivalents, trade receivables, unbilled receivables, employee and other advances, investments in equity and eligible current and noncurrent assets; and
- financial liabilities, which include borrowings, trade payables and eligible current and noncurrent liabilities.

Non-derivative financial instruments are recognised initially at fair value. Subsequent to initial recognition, non-derivative financial instruments are measured as described below:

Cash and cash equivalents.

The Company's cash and cash equivalents consist of cash on hand and in banks and demand deposits with banks, which can be withdrawn at any time, without prior notice or penalty on the principal. For the purposes of the statement of cash flows, cash and cash equivalents include cash on hand, in banks and demand deposits with banks, net of outstanding bank overdrafts that are repayable on demand and are considered part of the Company's cash management system. In the balance sheet, bank overdrafts are presented under borrowings within current financial liabilities.

Investments

Financial instruments measured at fair value through profit or loss ("FVTPL"):

Instruments that do not meet the amortised cost or FVTOCI criteria are measured at FVTPL. Financial assets at FVTPL are measured at fair value at the end of each reporting period, with any gains or losses arising on re-measurement recognised in the statement of profit and loss. The gain or loss on disposal is recognised in the statement of profit and loss. Interest income is recognised in the statement of profit and loss for FVTPL debt instruments. Dividends on financial

Notes forming part of the Financial Statements (Contd.)

for the year ended March 31, 2024

(Amounts in ₹ Lakhs, except share data and unless otherwise stated)

assets at FVTPL is recognised when the Company's right to receive dividends is established.

Investments in subsidiaries:

Investment in equity instruments of subsidiaries are measured at cost less impairment.

Other financial assets

Other financial assets are non-derivative financial assets with fixed or determinable payments that are not quoted in an active market. These comprise trade receivables, unbilled receivables, employee and other advances and eligible current and noncurrent assets. They are presented as current assets, except for those expected to be realised later than twelve months after the reporting date which are presented as non-current assets. All financial assets are initially recognised at fair value and subsequently measured at amortised cost using the effective interest method, less any impairment losses. However, trade receivables and unbilled receivables that do not contain a significant financing component are measured at the Transaction Price.

Trade payables and other liabilities

Trade payables are initially recognised at transaction price, and subsequently carried at transaction price.

Other liabilities are initially recognised at transaction price, and subsequently carried at amortised cost using the effective interest method. For these financial instruments, the carrying amounts approximate fair value due to the short-term maturity of these instruments.

(b) **Derecognition of financial instruments**

The Company derecognises a financial asset when the contractual rights to the cash flows from the financial asset expire or it transfers the financial asset and the transfer qualifies for derecognition under Ind AS 109. If the Company retains substantially all the risks and rewards of a transferred financial asset, the Company continues to recognise the financial asset and recognises a borrowing for the proceeds received. A financial liability (or a part of a financial liability) is derecognised from the Company's balance sheet when the obligation specified in the contract is discharged or cancelled or expires.

(c) **Offsetting**

Financial assets and financial liabilities are offset, and the net amount presented in the Balance Sheet when, and only when, the Company currently has a legally enforceable right to set off the amounts and it intends either to settle them on a net basis or to realize the asset and settle the liability simultaneously.

(iii) **Property, plant and equipment**

i. **Recognition and measurement**

Items of property, plant and equipment are measured at cost (cash price equivalent), which includes capitalized borrowing costs, less accumulated depreciation, and accumulated impairment losses, if any. If payment is deferred beyond normal credit terms, the difference between the cash price equivalent and the total payment is recognised as interest over the period of credit.

If significant parts of an item of property, plant and equipment have different useful lives, then they are accounted for as separate items (major components) of property, plant and equipment.

Any gain or loss on disposal of an item of property, plant and equipment is recognised in profit or loss.

Capital work in progress is stated at cost and includes the cost of the assets that are not ready for their intended use at the Balance Sheet date.

PPE is derecognised upon disposal or when no future economic benefits are expected from its use or disposal. Any gain or loss arising on derecognition is recognised in the Statement of Profit and Loss in the same period.

i. **Subsequent expenditure**

Subsequent expenditure is capitalized only if it is probable that the future economic benefits associated with the expenditure will flow to the Company.

ii. **Depreciation**

Depreciation is calculated on cost of items of property, plant and equipment less their estimated residual values over their estimated useful lives using the straight-line method and is generally recognised in the

Notes forming part of the Financial Statements (Contd.)

for the year ended March 31, 2024

(Amounts in ₹ Lakhs, except share data and unless otherwise stated)

statement of profit and loss. Freehold land is not depreciated.

Depreciation on property, plant and equipment is provided over the useful life of assets as assessed by the management are in line with useful lives prescribed in Schedule II to the Companies Act 2013, as follows –

Particulars	Useful lives (years)
Buildings	30
Cranes	15, 20*
Other Plant and equipment's	8-15
Furniture and fixtures	10
Office equipment	3 - 8

Depreciation method, useful lives and residual values are reviewed at each financial year-end and adjusted if appropriate.

Depreciation on additions (disposals) is provided on a pro-rata basis i.e. from (up to) the date on which the asset is ready for use (disposed of).

(iv) Intangible assets

Intangible assets acquired separately are measured at cost of acquisition. Following initial recognition, intangible assets are carried at cost less accumulated amortization and impairment losses, if any. The amortization of an intangible asset with a finite useful life reflects the manner in which the economic benefit is expected to be generated. The estimated useful life of amortisable intangibles is reviewed and where appropriate is adjusted, annually.

The estimated useful lives of the amortisable intangible assets are considered as 10 years.

(v) Asset classified as held for sale.

The Company classifies non-current assets as held for sale if their carrying amounts will be recovered principally through a sale rather than through continuing use.

Non-current assets held for sale are measured at the lower of their carrying amount and the fair value less costs to sell. Assets and liabilities classified as held for sale are presented separately in the balance sheet.

Property, plant, and equipment once classified as held for sale are not depreciated or amortised.

(vi) Investment property

Investment properties are measured initially at cost, including transaction costs. Subsequent to initial recognition, investment properties will be stated at cost less accumulated depreciation and accumulated impairment loss, if any.

The Company depreciates building component of investment property over 30 years from the date of original purchase.

Though the Company measures investment property using cost-based measurement, the fair value of investment property is disclosed in the notes. Fair values are determined based on an evaluation performed by an accredited external independent valuer applying a valuation model recommended by the International Valuation Standards Committee.

(vii) Impairment

i. Impairment of Financial assets

The Company applies the expected credit loss model for recognising impairment loss on financial assets measured at amortised cost, trade receivables, unbilled receivables, contract assets, and other financial assets. Expected credit loss is the difference between the contractual cash flows and the cash flows that the entity expects to receive discounted using the effective interest rate.

Loss allowances for trade receivables, unbilled receivables, contract assets are measured at an amount equal to lifetime expected credit loss. Lifetime expected credit losses are the expected credit losses that result from all possible default events over the expected life of a financial instrument. Lifetime expected credit loss is computed based on a provision matrix which takes in to account risk profiling of customers and historical credit loss experience adjusted for forward looking information.

ii. Impairment of non-financial assets

The Company's non-financial assets such as property, plant and equipment, inventories and deferred tax assets, are reviewed at each reporting date to determine whether there is any indication of impairment. If any such indication exists, then the asset's recoverable amount is estimated.

Notes forming part of the Financial Statements (Contd.)

for the year ended March 31, 2024

(Amounts in ₹ Lakhs, except share data and unless otherwise stated)

For impairment testing, assets that do not generate independent cash inflows are grouped together into cash-generating units (CGUs). Each CGU represents the smallest group of assets that generates cash inflows that are largely independent of the cash inflows of other assets or CGUs.

The recoverable amount of a CGU (or an individual asset) is the higher of its value in use and its fair value less costs to sell. Value in use is based on the estimated future cash flows, discounted to their present value using a pre-tax discount rate that reflects current market assessments of the time value of money and the risks specific to the CGU (or the asset).

An impairment loss is recognised if the carrying amount of an asset or CGU exceeds its estimated recoverable amount. Impairment losses are recognised in the statement of profit and loss.

In respect of assets for which impairment loss has been recognised in prior periods, the Company reviews at each reporting date whether there is any indication that the loss has decreased or no longer exists. An impairment loss is reversed if there has been a change in the estimates used to determine the recoverable amount. Such a reversal is made only to the extent that the asset's carrying amount does not exceed the carrying amount that would have been determined, net of depreciation or amortization, if no impairment loss had been recognised.

(viii) Employee benefits

i. Short term employee benefits

Short-term employee benefit obligations are measured on an undiscounted basis and are expensed as the related service is provided. A liability is recognised for the amount expected to be paid e.g. under short-term cash bonus, if the Company has a present legal or constructive obligation to pay this amount as a result of past service provided by the employee, and the amount of obligation can be estimated reliably.

ii. Post-employment benefits (defined benefit plans)

The Company provides for retirement benefits in the form of Gratuity. A defined benefit plan is a post-employment benefit plan other than a defined contribution plan. The Company's net obligation in respect of defined benefit plans is

calculated separately for each plan by estimating the amount of future benefit that employees have earned in the current and prior periods, discounting that amount and deducting the fair value of any plan assets.

The calculation of defined benefit obligation is performed annually by a qualified actuary using the projected unit credit method. When the calculation results in a potential asset for the Company, the recognised asset is limited to the present value of economic benefits available in the form of any future refunds from the plan or reductions in future contributions to the plan ('the asset ceiling').

In order to calculate the present value of economic benefits, consideration is given to any minimum funding requirements.

Re-measurements of the net defined benefit liability, which comprise actuarial gains and losses, the return on plan assets (excluding interest) and the effect of the asset ceiling (if any, excluding interest), are recognised in OCI. The Company determines the net interest expense (income) on the net defined benefit liability (asset) for the period by applying the discount rate used to measure the defined benefit obligation at the beginning of the annual period to the then-net defined benefit liability (asset), taking into account any changes in the net defined benefit liability (asset) during the period as a result of contributions and benefit payments. Net interest expense and other expenses related to defined benefit plans are recognised in profit or loss.

When the benefits of a plan are changed or when a plan is curtailed, the resulting change in benefit that relates to past service ('past service cost' or 'past service gain') or the gain or loss on curtailment is recognised immediately in profit or loss. The Company recognizes gains and losses on the settlement of a defined benefit plan when the settlement occurs.

iii. Defined contribution plans

The Company makes defined contribution to Government Employee Provident Fund, and Superannuation Scheme, which are recognised in the Statement of Profit and Loss on accrual basis.

A defined contribution plan is a post-employment benefit plan under which an entity pays fixed contributions into a separate entity and will have no legal or constructive obligation to pay

Notes forming part of the Financial Statements (Contd.)

for the year ended March 31, 2024

(Amounts in ₹ Lakhs, except share data and unless otherwise stated)

further amounts. The Company makes specified monthly contributions towards Government administered provident fund scheme. Obligations for contributions to defined contribution plans are recognised as an employee benefit expense in profit or loss in the periods during which the related services are rendered by employees.

Prepaid contributions are recognised as an asset to the extent that a cash refund or a reduction in future payments is available.

(ix) Revenue Recognition

The Company derives revenue primarily from crane hiring services and other ancillary services associated with crane hiring. The Company is also involved in providing turnkey solutions of equipment erection ("EPC").

Revenue is measured based on the considerations specified in a contract with a customer. The company recognizes revenue when it transfers control over service to a customer.

The following table provides information about the nature and timing of the satisfaction of performance obligations in contracts with customers, including significant payment terms, and the related revenue recognition policies.

Type of Services	Nature of Performance Obligations	Revenue recognition policies	Point of Revenue recognition and significant payment terms
Crane hiring other ancillary services	Crane rental including mobilisation and demobilisation	The Company recognises revenue from crane hiring and other ancillary services associated with the transaction over time because the customer simultaneously receives and consumes the benefits provided to them. The Company recognises revenue on the basis of log sheets approved by customer on monthly basis.	The revenue is recognised over the period when performance obligations are satisfied. Invoices are billed on monthly basis and are usually payable within 60 to 120 days.
Wind EPC and Project EPC	Services include infrastructure, procurement, installation and commissioning	EPC contract revenue is recognised over time to the extent of performance obligation satisfied and control is transferred to the customer at allocable transaction price using the percentage of completion method. Percentage of completion is the proportion of cost of work performed to-date, to the total estimated contract costs.	

Unbilled receivables are classified as a financial asset where the right to consideration is unconditional and only the passage of time is required before the payment is due.

(x) Income tax

Income tax comprises current and deferred tax. It is recognised in profit or loss except to the extent that it relates to an item recognised directly in equity or in other comprehensive income

i. Current income tax

Tax on income for the current period is determined on the basis of taxable income and tax credits computed in accordance with the provisions of the Income Tax Act, 1961 and using estimates and judgements based on the expected outcome of assessments/appeals and the relevant rulings in the areas of allowances and disallowances.

Current tax assets and current tax liabilities are offset only if there is a legally enforceable right to set off the recognised amounts, and it is intended

to realize the asset and settle the liability on a net basis or simultaneously.

ii. Deferred tax

Deferred income tax is provided in full, using the balance sheet approach, on temporary differences between the carrying amounts of assets and liabilities for financial reporting purposes and the corresponding amounts used for taxation purposes. Deferred tax is also recognised in respect of carried forward tax losses and tax credits.

Deferred tax liabilities are generally recognised for all taxable temporary differences except where the Company is able to control the reversal of the temporary difference and it is probable that the temporary difference will not reverse in the foreseeable future.

Notes forming part of the Financial Statements (Contd.)

for the year ended March 31, 2024

(Amounts in ₹ Lakhs, except share data and unless otherwise stated)

Deferred tax assets - unrecognised or recognised, are reviewed at each reporting date and are recognised/reduced to the extent that it is probable/no longer probable respectively that the related tax benefit will be realized.

Deferred tax is measured at the tax rates that are expected to apply to the period when the asset is realized or the liability is settled, based on the laws that have been enacted or substantively enacted by the reporting date.

Deferred tax assets and liabilities are offset if there is a legally enforceable right to offset current tax liabilities and assets, and they relate to income taxes levied by the same tax authority.

(xi) Provisions and Contingent Liabilities

The Company estimates the provisions that have present obligations as a result of past events, and it is probable that an outflow of resources will be required to settle the obligations. These provisions are reviewed at the end of each reporting date and are adjusted to reflect the current best estimates.

The Company uses significant judgement to disclose contingent liabilities. Contingent liabilities are disclosed when there is a possible obligation arising from past

events, the existence of which will be confirmed only by the occurrence or non-occurrence of one or more uncertain future events not wholly within the control of the Company or a present obligation that arises from past events where it is either not probable that an outflow of resources will be required to settle the obligation or a reliable estimate of the amount cannot be made. Contingent assets are neither recognised nor disclosed in the financial statements.

(xii) Segment Reporting

Segments are identified based on the manner in which the Chief Operating Decision Maker ("CODM") decides about resource allocation and reviews performance. Segment results that are reported to the CODM include items directly attributable to a segment as well as those that can be allocated on a reasonable basis.

The Company is primarily engaged in the business of providing cranes on rental basis. Further all the commercial operations of the Company are based in India (Refer Note 36). Performance is measured based on the management accounts as included in the internal management reports that are reviewed by the Company's chairman and Managing Director. Accordingly, there is no separate reportable segments.

As per our report of even date
For **M S K A & Associates**
Chartered Accountants
Firm Registration No.:105047W

Nitin Manohar Jumani
Partner
Membership No: 111700

Place: Pune
Date: May 16, 2024

For and on behalf of the Board of Directors of
Sanghvi Movers Limited
CIN: L29150PN1989PLC054143

Rishi Sanghvi
Chairman & Managing Director
DIN: 08220906

Rajesh Likhite
Company Secretary & Chief Compliance Officer
PAN: ABDPL6323M

Place: Pune
Date: May 16, 2024

Sham Kajale
Chief Financial Officer
PAN: AAUPK7774R

Madhu Dubhashi
Director
DIN: 00036846

Place: Pune
Date: May 16, 2024

Notes forming part of the Financial Statements (Contd.)
for the year ended March 31, 2024

(Amounts in ₹ Lakhs, except share data and unless otherwise stated)

Particulars	Gross Carrying Amount				Accumulated Depreciation & Impairment Losses				Net Carrying Amount	
	As at April 01, 2023	Additions	Disposals	As at March 31, 2024	As at April 01, 2023	Depreciation for the Year	Disposals	Assets classified as held for sale	As at March 31, 2024	As at March 31, 2023
Freehold Land	2,107.43	-	-	2,009.10	-	-	-	-	-	2,107.43
Buildings	2,530.01	476.72	-	2,945.97	665.86	97.91	-	25.02	738.75	2,207.22
Office Equipments	252.91	40.50	0.45	291.61	113.69	41.37	0.42	1.20	153.44	139.22
Plant and Equipments	1,70,519.83	30,426.46	5,230.96	1,93,426.01	89,330.22	12,959.60	3,231.41	1,802.76	97,255.65	81,189.61
Motor Vehicles	355.81	-	1.58	354.23	167.65	59.31	1.41	-	225.55	188.16
Furniture & Fittings	149.13	-	0.42	147.77	125.78	3.04	0.31	0.39	128.12	23.35
Total	1,75,915.12	30,943.68	5,233.41	1,99,174.69	90,403.20	13,161.23	3,233.55	1,829.37	98,501.51	85,511.92

Particulars	Gross Carrying Amount				Accumulated Depreciation & Impairment Losses				Net Carrying Amount	
	As at April 01, 2022	Additions	Disposals	As at March 31, 2023	As at April 01, 2022	Depreciation for the Year	Disposals	Assets classified as held for sale	As at March 31, 2023	As at March 31, 2022
Freehold Land	2,107.43	-	-	2,107.43	-	-	-	-	-	2,107.43
Buildings	2,526.17	38.52	34.68	2,530.01	583.88	93.43	11.45	-	665.86	1,942.29
Office Equipments	218.02	44.50	9.61	252.91	92.88	28.89	8.08	-	113.69	125.14
Plant and Equipments	1,50,931.80	21,877.25	1,617.65	1,70,519.83	78,766.24	11,918.65	1,000.09	354.58	89,330.22	72,165.56
Motor Vehicles	344.83	20.85	9.87	355.81	118.33	58.27	8.95	-	167.65	226.50
Furniture & Fittings	140.82	8.31	-	149.13	123.13	2.65	-	-	125.78	17.69
Total	1,56,269.07	21,989.43	1,671.81	1,75,915.12	79,684.46	12,101.89	1,028.57	354.58	90,403.20	76,584.61

(a) Property, plant and equipment hypothecated as security

Refer to note 18(d) for information on property, plant and equipment hypothecated as security by the Company.

(b) Contractual Obligations

Refer to note 48 for disclosure of contractual commitments for the acquisition of property, plant and equipment.

(c) Revaluation of Assets

The Company has not revalued its property, plant and equipment (including right-of-use assets) during the current year and previous year.

Notes forming part of the Financial Statements (Contd.)
for the year ended March 31, 2024

(Amounts in ₹ Lakhs, except share data and unless otherwise stated)

Particulars	Gross Carrying Amount				Accumulated Depreciation & Impairment Losses				Net Carrying Amount	
	As at April 01, 2023	Additions	Disposals	As at March 31, 2024	As at April 01, 2023	Depreciation for the Year	Disposals	Assets classified as held for sale	As at March 31, 2024	As at March 31, 2023
Leasehold Land	26.32	-	-	26.32	2.30	0.27	-	-	2.57	24.02
Total	26.32	-	-	26.32	2.30	0.27	-	-	2.57	24.02

Particulars	Gross Carrying Amount				Accumulated Depreciation & Impairment Losses				Net Carrying Amount	
	As at April 01, 2022	Additions	Disposals	As at March 31, 2023	As at April 01, 2022	Depreciation for the Year	Disposals	Assets classified as held for sale	As at March 31, 2023	As at March 31, 2022
Leasehold Land	26.32	-	-	26.32	2.04	0.26	-	-	2.30	24.28
Total	26.32	-	-	26.32	2.04	0.26	-	-	2.30	24.28

3.3 Intangible assets

Particulars	Gross Carrying Amount				Accumulated Amortization & Impairment Losses				Net Carrying Amount	
	As at April 01, 2023	Additions	Disposals	As at March 31, 2024	As at April 01, 2023	Amortization for the Year	Disposals	Assets classified as held for sale	As at March 31, 2024	As at March 31, 2023
Intangible Assets	-	565.00	-	565.00	-	18.37	-	-	18.37	546.63
Total	-	565.00	-	565.00	-	18.37	-	-	18.37	546.63

3.4 Capital work-in-progress (CWIP)

Particulars	As at April 01, 2023		As at March 31, 2024	
	Amount	Capitalized during the year	Amount	Closing as at March 31, 2024
Particulars	642.08	31,798.52	30,943.68	1,496.92
Amount	-	-	-	-
Particulars	642.08	642.08	-	642.08
Amount	-	-	-	-

Capital work in progress as at March 31, 2024 comprises expenditure towards construction work in process & equipments. Total amount of Capital work in progress is ₹ 1,496.92 Lakhs. (March 31, 2023: ₹ 642.08 Lakhs).

Notes forming part of the Financial Statements (Contd.)

for the year ended March 31, 2024

(Amounts in ₹ Lakhs, except share data and unless otherwise stated)

(a) Ageing schedule
As at March 31, 2024

CWIP	Amount in CWIP for a period of				Total
	Less than 1 year	1-2 years	2-3 years	More than 3 years	
Projects in progress	1,496.92	-	-	-	1,496.92
Total	1,496.92	-	-	-	1,496.92

As at March 31, 2023

CWIP	Amount in CWIP for a period of				Total
	Less than 1 year	1-2 years	2-3 years	More than 3 years	
Projects in progress	642.08	-	-	-	642.08
Total	642.08	-	-	-	642.08

- (b) There are no projects as Capital Work in Progress as at March 31, 2024 and March 31, 2023, whose completion is overdue or cost of which has exceeded in comparison to its original plan.

3.5 Intangible Asset Under Development.

Particulars	As at April 01, 2023	Expenditure during the year	Capitalized during the year	Closing as at 31 March 2024
Amount	53.17	493.46	546.63	-

Particulars	As at April 01, 2022	Expenditure during the year	Capitalized during the year	Closing as at 31 March 2023
Amount	-	53.17	-	53.17

Intangible Asset Under Development as at March 31, 2023 comprises cost related to SAP ERP software under implementation. Total amount of Intangible asset under Development is ₹53.17 Lakhs.

(a) Ageing schedule
As at March 31, 2024

Intangible Asset Under Development	Amount in Intangible Asset Under Development for a period of				Total
	Less than 1 year	1-2 years	2-3 years	More than 3 years	
Projects in progress	-	-	-	-	-
Total	-	-	-	-	-

As at March 31, 2023

Intangible Asset Under Development	Amount in Intangible Asset Under Development for a period of				Total
	Less than 1 year	1-2 years	2-3 years	More than 3 years	
Projects in progress	53.17	-	-	-	53.17
Total	53.17	-	-	-	53.17

- (b) There are no projects as Intangible assets under development as at March 31, 2024 and March 31, 2023, whose completion is overdue or cost of which has exceeded in comparison to its original plan.

Notes forming part of the Financial Statements (Contd.)

for the year ended March 31, 2024

(Amounts in ₹ Lakhs, except share data and unless otherwise stated)

3.6 Assets classified as held for sale

The major classes of assets and liabilities held for sale as at March 31, 2024 are as follows:

Assets	As at March 31, 2024	As at March 31, 2023
Freehold Land	98.33	-
Buildings	35.74	-
Office Equipments	0.14	-
Plant & Equipment	486.55	316.98
Furniture & Fittings	0.55	-
Investment Properties	73.03	-
Assets held for sale	694.34	316.98

Liabilities	As at March 31, 2024	As at March 31, 2023
Freehold Land	28.69	-
Buildings	-	-
Office Equipments	-	-
Plant & Equipment	106.76	181.50
Furniture & Fittings	-	-
Investment Properties	21.31	-
Liabilities directly associated with assets held for sale	156.76	181.50
Net assets directly associated with disposal group	537.58	135.48

4 Investment properties

Cost	Amount
Gross Carrying amount as at April 01, 2022	351.01
Additions	-
Disposals/Adjustment	-
As at March 31, 2023	351.01
Additions	-
Disposals/Adjustment	-
Assets classified as held for sale	104.97
Closing as at March 31, 2024	246.04
Accumulated depreciation	
Accumulated depreciation as at April 01, 2022	32.14
For the Period	4.45
Disposals/Adjustment	-
Up to March 31, 2023	36.59
For the year	4.30
Disposals/Adjustment	-
Assets classified as held for sale	31.94
Closing as at March 31, 2024	8.95
Net Carrying Amount	
As at March 31, 2024	237.09
As at March 31, 2023	314.42

The Company has no restrictions on the realisability of its investment properties and no contractual obligations to purchase, construct or develop investment properties or for repairs, maintenance and enhancements.

4.1 Estimation of fair value

As at March 31, 2024, the fair values of the investment properties is ₹ 314.90 lakhs (March 31, 2023 : ₹ 428.40 Lakhs) These valuations are based on valuations performed by an accredited independent valuer. Such independent valuer is a specialist in valuing these types of investment properties.

The valuer has carried out valuation by considering the clear & marketable title of properties, the valuation is therefore based on the verbal market survey of the real estate market in the subject area.

Notes forming part of the Financial Statements (Contd.)

for the year ended March 31, 2024

(Amounts in ₹ Lakhs, except share data and unless otherwise stated)

5 Financial Assets- Investments

Particulars	Non-Current		Current	
	As at March 31, 2024	As at March 31, 2023	As at March 31, 2024	As at March 31, 2023
Investment in equity instruments (fully paid-up)				
Equity investments at amortised cost				
(i) Investment in Wholly Owned Subsidiary				
Unquoted equity shares				
Charter Capital in Sanghvi Movers Vietnam Co. Ltd, Vietnam (Refer footnote ii)	-	22.71	-	-
(ii) Investment in Other Entity				
Unquoted equity shares				
2500 (March 31, 2023: 2500) equity shares of ₹10 each fully paid-up in The Saraswat Co-operative Bank Limited	0.25	0.25	-	-
Total Equity Instruments	0.25	22.96	-	-
Investment in Mutual Funds at fair value through profit and loss (fully paid)				
- Investment in Mutual Funds (Quoted) (Refer footnote i)	-	-	7,057.11	3,541.38
Total (Investment in Mutual Funds)	-	-	7,057.11	3,541.38
Aggregate book value of:				
Quoted investments	-	-	7,057.11	3,541.38
Unquoted investments	0.25	22.96	-	-
Aggregate market value of:				
Quoted investments	-	-	7,057.11	3,541.38
Aggregate amount of impairment in value of Investments	-	3.73	-	-

Footnotes:
i. Details of investments in Mutual Funds (Quoted) designated at FVTPL:

Particulars	Face Value (in ₹)	Number of units (in actual)		Amount	
		As at March 31, 2024	As at March 31, 2023	As at March 31, 2024	As at March 31, 2023
Kotak Overnight Fund	1,000	-	2,96,153.83	-	3,541.38
Kotak Money Market Fund	1,000	17,157.60	-	701.89	-
ICICI Prudential Money Market Fund	100	2,77,679.31	-	959.40	-
Tata Money Market Fund	1,000	11,649.70	-	500.75	-
Nippon India Money Market Fund	1,000	73,755.47	-	2,787.39	-
UTI Money Market Fund	1,000	57,317.40	-	1,607.68	-
SBI Arbitrage Fund	10	16,13,525.25	-	500.01	-
		20,51,084.73	2,96,153.83	7,057.12	3,541.38

A description of the Company's financial instrument risks, including risk management objectives and policies is given in Note 38. The methods used to measure financial assets reported at fair value are described in Note 37.

- ii. The Board of Directors of the Company had passed a resolution in their meeting held on August 07, 2023 approving the initiation of voluntary winding up of Sanghvi Movers Vietnam Company Limited ('SML Vietnam'). Accordingly, the Company has taken necessary steps in this regard as well as submitted liquidation documents as per the requirement of Vietnam laws. Hanoi city people's committee department of planning and investment issued letter dated February 27, 2024 confirming revocation of Investment and Registration Certificate certified by Hanoi Department of Planning and Investment. Accordingly, basis the above letter, SML Vietnam has been considered as dissolved as per Vietnamese Rules and Regulation on February 27, 2024. The balance amount of share capital invested by the Company has been received after the year end.

Notes forming part of the Financial Statements (Contd.)

for the year ended March 31, 2024

(Amounts in ₹ Lakhs, except share data and unless otherwise stated)

6 Non-current financial assets - Loans (Refer Note 37)
Unsecured, considered good

Particulars	As at March 31, 2024	As at March 31, 2023
Loan to employees	30.99	22.95
Total	30.99	22.95

The Company has not granted any loans or advances in the nature of loans to promoters, directors and KMPs, either severally or jointly with any other person.

7 Other financial assets - non current

Particulars	As at March 31, 2024	As at March 31, 2023
Financial instruments at amortised cost		
Security Deposits	225.37	89.41
In Fixed deposit accounts with maturity for more than 12 months	766.58	139.06
Total	991.95	228.47

8 Other non-current assets

Particulars	As at March 31, 2024	As at March 31, 2023
Capital advance (Refer Note 48)	250.67	568.59
Indirect taxes paid under protest	883.73	865.10
Prepaid expenses	39.67	6.04
Total other non-current assets	1,174.07	1,439.73

9 Inventories*

Particulars	As at March 31, 2024	As at March 31, 2023
Stores and spares parts (net of provision for slow and non moving inventory ₹ 530.13 Lakhs (March 31, 2023 : ₹ 510.08 Lakhs)	590.79	449.64
	590.79	449.64

*Hypothecated as charge against short term-borrowings. Refer note 19.

10 Trade receivable

Particulars	As at March 31, 2024	As at March 31, 2023
Secured, considered good		
Unsecured		
- Considered good	11,819.18	9,889.48
- Receivables which have significant increase in Credit Risk	874.79	1,212.18
- Credit impaired	-	122.39
Total	12,693.97	11,224.05
Impairment allowance (allowed for bad and doubtful debts)		
- Receivables which have significant increase in Credit Risk	(874.79)	(1,212.18)
- Credit impaired	-	(122.39)
	(874.79)	(1,334.57)
Total	11,819.18	9,889.48
Further classified as (net of Allowance for bad and doubtful debts)		
Receivable from related parties	-	-
Receivable from others	11,819.18	9,889.48
	11,819.18	9,889.48

The net carrying value of trade receivables is considered a reasonable approximation of fair value.

Notes forming part of the Financial Statements (Contd.) for the year ended March 31, 2024

(Amounts in ₹ Lakhs, except share data and unless otherwise stated)

Particulars	Current							Total
	Outstanding for following periods from due date of Receipts							
	Unbilled Dues (Refer footnote 3)	Not Due	Less than 6 months	6 months - 1 year	1-2 years	2-3 years	More than 3 years	
March 31, 2024								
(i) Undisputed Trade receivables – considered good	6,097.04	6,063.57	5,187.01	475.05	93.55	-	-	17,916.22
(ii) Undisputed Trade Receivables – which have significant increase in Credit Risk	-	89.25	136.55	83.82	103.86	12.62	0.37	426.47
(iii) Undisputed Trade Receivables – credit impaired	-	-	-	-	-	-	-	-
(iv) Disputed Trade Receivables-considered good	-	-	-	-	-	-	-	-
(v) Disputed Trade Receivables-which have significant increase in Credit Risk	-	-	4.63	46.98	190.01	123.69	83.01	448.32
(vi) Disputed Trade Receivables – credit impaired	-	-	-	-	-	-	-	-
March 31, 2023	6,097.04	6,152.82	5,328.19	605.85	387.42	136.31	83.38	18,791.01
Particulars	Current							Total
	Outstanding for following periods from due date of Receipts							
	Unbilled Dues (Refer footnote 3)	Not Due	Less than 6 months	6 months - 1 year	1-2 years	2-3 years	More than 3 years	
March 31, 2023								
(i) Undisputed Trade receivables – considered good	4,135.28	5,190.31	3,557.25	707.19	149.78	-	284.95	14,024.76
(ii) Undisputed Trade Receivables – which have significant increase in Credit Risk	-	-	291.32	364.64	264.39	58.37	3.74	982.46
(iii) Undisputed Trade Receivables – credit impaired	-	-	-	5.12	13.27	2.09	101.92	122.40
(iv) Disputed Trade Receivables-considered good	-	-	-	-	-	-	-	-
(v) Disputed Trade Receivables-which have significant increase in Credit Risk	-	-	-	14.15	122.81	6.22	86.53	229.71
(vi) Disputed Trade Receivables – credit impaired	-	-	-	-	-	-	-	-
March 31, 2023	4,135.28	5,190.31	3,848.57	1,091.10	550.25	66.68	477.14	15,359.33

Footnote:

- There are no trade or other receivable which are either due from directors or other officers of the Company either severally or jointly with any other person nor any trade or other receivable are due from firms or private companies respectively in which any director is a partner, a director or a member.
- Trade receivables are non-interest bearing and are generally on terms of 30 to 90 days.
- The Company has satisfied its performance obligations but has not yet issued the invoice. The Company has an unconditional right to consideration before it invoices its customers.

Notes forming part of the Financial Statements (Contd.) for the year ended March 31, 2024

(Amounts in ₹ Lakhs, except share data and unless otherwise stated)

(b) Movement in Expected Credit Loss during the year.

Particulars	As at March 31, 2024	As at March 31, 2023
Opening balance (A)	1,334.57	2,146.41
Changes in loss allowance:		
1. Loss allowance based on Expected credit loss	-	-
2. Additional provision(net)	(218.83)	(551.87)
3. Write off as bad debts	(240.95)	(259.97)
Closing Balance(B)	874.79	1,334.57

In accordance with Ind As 109 on any receivables or contract asset arising from an entity's contracts with customer

11 Cash and cash equivalents

Particulars	As at March 31, 2024	As at March 31, 2023
Balances with banks:		
In current accounts	16.64	21.29
Deposits with original maturity of three months or less than 3 months.	3,200.00	1,200.00
Cash on hand	0.78	0.78
	3,217.42	1,222.07

12 Bank balances other than Cash and cash equivalents

Particulars	As at March 31, 2024	As at March 31, 2023
In Fixed deposit with original maturity for more than 3 months but less than 12 months	4,162.63	769.96
Unpaid Dividend Bank Account	13.09	13.56
Debit balances in Cash Credit accounts	717.20	100.82
	4,892.92	884.34

Cash balances with bank earns interest at floating rates based on daily bank deposit rates. Short-term deposits are made for varying periods of between one to three months, depending on the immediate cash requirements of the Company, and earn interest at the respective short-term deposit rates.

The fixed deposits of the Company have been marked as lien against bank guarantees issued.

13 Other financial assets - current

Particulars	As at March 31, 2024	As at March 31, 2023
Unsecured, considered good		
Loans to employees	33.26	22.13
	33.26	22.13

14 Other financial assets

Particulars	As at March 31, 2024	As at March 31, 2023
Security deposits	30.78	22.62
Interest accrued on fixed deposits	144.40	50.55
Fixed deposit account with maturity for more than 12 months but remaining less than 12 months	1,220.17	2,251.39
Other receivables	16.67	-
Receivable against sale of PPE	14.31	0.48
	1,426.33	2,325.04

Notes forming part of the Financial Statements (Contd.) for the year ended March 31, 2024

(Amounts in ₹ Lakhs, except share data and unless otherwise stated)

15 Other current assets

Particulars	As at March 31, 2024	As at March 31, 2023
Advances for supply of goods and services	507.31	157.80
Advances to employees	12.51	17.26
Contract fulfilment cost	622.75	536.24
Prepaid expenses	266.78	279.92
Total	1,409.35	991.22

16 Share capital

(A) Equity shares

Particulars	As at March 31, 2024	As at March 31, 2023
Authorised		
12,50,00,000 (March 31, 2023 : 5,00,00,000) equity shares of face value of ₹ 2 each	2,500.00	1,000.00
	2,500.00	1,000.00
Issued, subscribed and paid up		
4,32,88,000 (March 31, 2023 : 4,32,88,000) equity shares of face value of ₹ 2 each fully paid up	865.76	865.76
Total	865.76	865.76

(i) Reconciliation of equity shares outstanding at the beginning and at the end of the year

Particulars	For the year ended March 31, 2024		For the year ended March 31, 2023	
	Number of shares	Amount	Number of shares	Amount
Outstanding at the beginning of the year	4,32,88,000	865.76	4,32,88,000	865.76
Add: Issued during the year	-	-	-	-
Outstanding at the end of the year	4,32,88,000	865.76	4,32,88,000	865.76

(ii) Rights, preferences and restrictions attached to shares

Equity Shares: The Company has only one class of equity shares having par value of ₹ 2 per share. Each shareholder is entitled to one vote per share held. They entitles the holders to participate in dividends and dividend, if any declared is payable in Indian Rupees. The Board of Directors, in their meeting on May 16, 2024, proposed a final dividend of ₹ 6 per equity share for the year ended March 31, 2024 which is subject to approval of the shareholders in the ensuing Annual General Meeting. In the event of liquidation of the Company, the holders of equity shares will be entitled to receive remaining assets of the company, after distribution of all preferential amounts. The distribution will be in proportion to the number of equity shares held by the shareholders.

(iii) Details of shares held by shareholders holding more than 5% of the aggregate shares in the Company

Name of the shareholder	As at March 31, 2024		As at March 31, 2023	
	Number of shares	% of holding in the class	Number of shares	% of holding in the class
Equity shares of ₹ 2 each fully paid				
Rishi Chandrakant Sanghvi	1,24,75,247	28.82%	1,24,75,247	28.82%
Mina Chandrakant Sanghvi	50,20,000	11.60%	50,20,000	11.60%
Niyoshi Chandrakant Sanghvi	25,00,000	5.78%	25,00,000	5.78%
Kedar Dattatraya Borgaonkar	23,37,940	5.40%	22,14,751	5.12%

As per records of the Company, including its register of shareholders and other declarations received from shareholders regarding beneficial interest, the above shareholding represents both legal and beneficial ownerships of shares.

Notes forming part of the Financial Statements (Contd.) for the year ended March 31, 2024

(Amounts in ₹ Lakhs, except share data and unless otherwise stated)

(v) Details of Shares held by Promoters as at the end of the year

Promoter name	As at March 31, 2024			As at March 31, 2023		
	No. Of Shares	% of total shares	% Change during the year	No. Of Shares	% of total shares	% Change during the year
Rishi C Sanghvi	1,24,75,247	28.82%	0.00%	1,24,75,247	28.82%	0.00%
Mina C Sanghvi	50,20,000	11.60%	0.00%	50,20,000	11.60%	0.00%
Niyoshi C Sanghvi	25,00,000	5.78%	0.00%	25,00,000	5.78%	0.00%
Maithili Rishi Sanghvi	4,32,880	1.00%	0.00%	4,32,880	1.00%	0.00%
Jethi Builders & Traders Private Limited	25,000	0.06%	0.00%	25,000	0.06%	0.00%
Total	2,04,53,127	47.25%		2,04,53,127	47.25%	

17 Other equity

Particulars	For the year ended March 31, 2024	For the year ended March 31, 2023
(A) Securities premium		
At the commencement and end of the year	13,136.96	13,136.96
(B) General reserve		
At the commencement and end of the year	30,443.09	30,443.09
(C) Capital reserve		
At the commencement and end of the year	11.96	11.96
(D) Surplus in the Statement of Profit and Loss		
Opening balance	39,757.25	28,986.06
Add: Net profit for the current year	18,794.17	11,204.07
Less: Final dividend paid for March 31, 2023 at ₹ 4 per share (for March 31, 2022: ₹ 1 per share)	(1,731.52)	(432.88)
Closing balance	56,819.90	39,757.25

(E) Other items of Other Comprehensive Income

Particulars	Equity instrument		Employee benefit obligations	
	March 31, 2024	March 31, 2023	March 31, 2024	March 31, 2023
- As at beginning of year	-	-	(44.21)	(48.70)
- Re-measurement gains/(losses)	-	-	(25.33)	6.00
- Deferred tax component	-	-	6.38	(1.51)
Closing balance	-	-	(63.16)	(44.21)
Total other equity			1,00,348.75	83,305.05

Nature and purpose of reserves

A) Securities premium

Securities premium is used to record the premium on issue of shares. The reserve is utilised in accordance with the provisions of the Companies Act, 2013.

B) General reserve

Under the erstwhile Companies Act 1956, general reserve was created through an annual transfer of net income at a specified percentage in accordance with applicable regulations. The purpose of these transfers was to ensure that if a dividend distribution in a given year is more than 10% of the paid-up capital of the group for that year, then the total dividend distribution is less than the total distributable results for that year. Consequent to introduction of Companies Act 2013, the requirement to mandatorily transfer a specified percentage of the net profit to general reserve has been withdrawn. However, the amount previously transferred to the general reserve can be utilised only in accordance with the specific requirements of Companies Act, 2013.

Notes forming part of the Financial Statements (Contd.)

for the year ended March 31, 2024

(Amounts in ₹ Lakhs, except share data and unless otherwise stated)

C) Capital Reserve

As per the provisions of the erstwhile Companies Act 1956, the Company created Capital reserve on forfeiture of share call money in previous financial years. The amount can be utilised only in accordance with the specific requirements of Companies Act, 2013.

D) Surplus in the Statement of Profit and Loss

Retained earnings are the profits that the Company has earned till date, less any transfers to general reserve, dividends or other distributions paid to investors.

18 Non-current borrowings

Particulars	As at March 31, 2024	As at March 31, 2023
Secured		
(a) Term loan		
From Banks		
In Indian Rupees	16,601.43	11,287.64
(b) Import Letter of Credit/DO (Refer footnote iii)	12,610.31	6,894.70
	29,211.74	18,182.34
Less: Current maturities of long term debt	13,153.57	8,829.24
Total non current maturities of long term borrowings	16,058.17	9,353.10

18 (a) Term loans & import letter of credits from banks include:-

- Saraswat Co-Operative Bank Limited ₹ 11,658.27 Lakhs (March 31, 2023 : ₹ 6,016.84 Lakhs), carrying interest rate ranging from 9% to 9.35% (March 31, 2023 : 9.35%) repayable in 1 to 54 monthly installments. Such loans are hypothecated against Plant & Equipment (13 Nos. Cranes) and registered mortgage on land and buildings at Tathawade.
- Kotak Mahindra Bank Limited ₹ 2,869.04 Lakhs (March 31, 2023 : ₹ 1,349.26 Lakhs), carrying interest rate ranging from 7.27% to 7.30% (March 31, 2023 : 8.30%) repayable in 1 to 47 monthly installments. Such loans are hypothecated against Plant & Equipment (2 Nos. Cranes).
- HDFC Bank Limited ₹ 2,134.34 Lakhs (March 31, 2023 : ₹ Nil Lakhs), carrying interest rate 9.25% (March 31, 2023 : Nil) repayable in 1 to 54 monthly or quarterly installments. Such loans are hypothecated against Plant & Equipment (4 Nos. Cranes).
- Indusind Bank Limited ₹ 3,429.14 Lakhs (March 31, 2023 : ₹ 1,368.41 Lakhs), carrying interest rate 9.90% (March 31, 2023 : 9.00%) repayable in 1 to 57 monthly installments. Such loans are hypothecated against Plant & Equipment (2 No. Cranes).
- Yes Bank Limited ₹ 1,465.23 Lakhs (March 31, 2023 : ₹ 1,825.36 Lakhs), carrying interest rate 7.75% (March 31, 2023 7.75% to 8.40%) repayable in 1 to 41 monthly installments. Such loans are hypothecated against Plant & Equipment (1 No. Cranes).
- Yes Bank Limited ₹ 492.17 Lakhs (March 31, 2023 : ₹ 650.20 Lakhs), carrying interest rate 8.40% (March 31, 2023 7.75% to 8.40%) repayable in 1 to 32 monthly installments. Such loans are hypothecated against Plant & Equipment (33 No. Prime Movers).
- IDFC First Bank Limited ₹ 6,268.18 Lakhs (March 31, 2023 : ₹ 7,403.34 Lakhs), carrying interest rate ranging from 9.00% to 9.95% (March 31, 2023 8.90% to 9.00%) repayable in 1 to 67 monthly installments. Such loans are hypothecated against Plant & Equipment (13 No. Crane and 9 No. boom inserts of cranes).
- ICICI Bank Limited ₹ 1,791.96 Lakhs (March 31, 2023 : Nil), carrying interest rate of 8.75% (March 31, 2023 : Nil) repayable in 1 to 48 monthly installments. Such loans are hypothecated against Plant & Equipment (7 No. Cranes).

Notes forming part of the Financial Statements (Contd.)

for the year ended March 31, 2024

(Amounts in ₹ Lakhs, except share data and unless otherwise stated)

18 (b) The Company has obtain term loans from bank during current financial year. The purpose for which said loans were taken and details of end use are as below:

S No	Particulars of Loans	Purpose (as per Loan Agreement)	Whether used for the purpose stated in the loan Agreement	If no, mention the purpose for which it is utilised
1	Saraswat Bank Limited - Term Loan	To Purchase Plant and Equipments	Yes	Not Applicable
2	HDFC Bank Limited - Term Loan	To Purchase Plant and Equipments	Yes	Not Applicable
3	Kotak Mahindra Bank Limited- Term Loan	To Purchase Plant and Equipments	Yes	Not Applicable
4	Yes Bank Bank Limited - Term Loan	To Purchase Plant and Equipments	Yes	Not Applicable
5	Indusind Bank Limited - Term Loan	To Purchase Plant and Equipments	Yes	Not Applicable
6	IDFC First Bank Limited - Term Loan	To Purchase Plant and Equipments	Yes	Not Applicable

- 18 (c) Bank loans contain certain debt covenants relating to limitation on indebtedness, debt-equity ratio, net Borrowings to EBITDA ratio and debt service coverage ratio. The limitation on indebtedness covenant gets suspended if the company meets certain prescribed criteria. The debt covenant related to limitation on indebtedness remained suspended as of the date of the authorisation of the financial statements. The company has also satisfied all other debt covenants prescribed in the terms of bank loan. The other loans do not carry any debt covenant.

The company has not defaulted on any loans payable.

18 (d) Assets hypothecated as security

The carrying amounts of assets hypothecated as security for current and non-current borrowings are:

Particulars	As at March 31, 2024	As at March 31, 2023
Current assets		
Inventories	590.79	449.64
Trade receivables	17,916.22	14,024.76
Total Current assets hypothecated as security	18,507.01	14,474.40
Non-Current assets		
Freehold land	2,009.10	2,107.43
Plant and Equipments (WDV)	42,461.72	33,382.68
Total Non-Current assets hypothecated as security	44,470.82	35,490.11
Total Assets hypothecated as security	62,977.83	49,964.51

19 Borrowings - Current financial liabilities

Particulars	As at March 31, 2024	As at March 31, 2023
Secured, from banks		
Cash credit	-	94.32
Current maturities of term loan borrowings	3,559.86	1,934.54
Import Letter of Credit/DO (Refer footnote iii)	9,593.71	6,894.70
Total borrowings - Current	13,153.57	8,923.56

- Working capital loans from Kotak Mahindra Bank representing cash credit facilities as at March 31, 2024 are secured against first & excluding charge on Current Assets i.e. receivables, stock of spares and equitable/registered mortgage of land & building at Gat No. 110 & 111 at Vadgaon Maval, Pune. The cash credit facilities are repayable on demand and carry interest rate ranging from 8.95% to 9.30% p.a.
- Working capital loans from Kotak Mahindra Bank representing cash credit facilities as at March 31, 2023 are secured against first & excluding charge on Current Assets i.e. receivables, stock of spares and equitable/registered mortgage of land & building at Gat No. 110 & 111 at Vadgaon Maval, Pune. The cash credit facilities are repayable on demand and carry interest rate of 9.30% p.a.

Notes forming part of the Financial Statements (Contd.)

for the year ended March 31, 2024

(Amounts in ₹ Lakhs, except share data and unless otherwise stated)

- iii) The Company participates in a supplier finance arrangement (SF) which is disclosed under borrowings under which its suppliers may elect to receive payment of their invoice from a bank by presenting the letter of credit for their receivable from the Company once due. Under the arrangement, a bank agrees to pay amounts to a participating supplier in respect of invoices owed by the Company and receives settlement from the Company at a later date. The principal purpose of this arrangement is to improve working capital position of the Company by obtaining additional financing.

The Company has derecognised the original liabilities to which the arrangement applies because the original liability was substantially modified on entering into the arrangement. From the Company's perspective, the arrangement extends payment terms beyond the normal terms agreed with other suppliers that are not participating. The difference between the cash price equivalent and total payment is charged as interest to profit and loss over the period. The Company has created security charge to the bank. The bank considers each letter of credit as drawdown on an existing line of credit. The Company therefore discloses the letter of credit given to suppliers within borrowings because the terms, nature and function of the payables has been significantly modified.

The payments to the bank are included within financing cash flows because they are not part of the normal operating cycle of the Company and their principal nature has been changed to financing.

20 Trade payables

Particulars	As at March 31, 2024	As at March 31, 2023
Total outstanding dues of micro enterprises and small enterprises	73.03	25.10
Total outstanding dues of creditors other than micro enterprises and small enterprises	2,863.50	1,715.49
Total trade payables	2,936.53	1,740.59

Disclosure relating to suppliers registered under MSMED Act based on the information available with the Company:

Particulars	As at March 31, 2024	As at March 31, 2023
(a) Amount remaining unpaid to any supplier at the end of each accounting year:		
Principal	60.17	13.76
Interest	12.86	11.34
Total	73.03	25.10
(b) The amount of interest paid by the buyer in terms of section 16 of the MSMED Act, along with the amount of the payment made to the supplier beyond the appointed day during each accounting year.	-	-
(c) The amount of interest due and payable for the period of delay in making payment (which have been paid but beyond the appointed day during the year) but without adding the interest specified under the MSMED Act.	1.52	5.52
(d) The amount of interest accrued and remaining unpaid at the end of each accounting year.	12.86	11.34
(e) The amount of further interest remaining due and payable even in the succeeding years, until such date when the interest dues above are actually paid to the small enterprise, for the purpose of disallowance of a deductible expenditure under section 23 of the MSMED Act.	-	-

Trade Payables ageing schedule

Particulars	Unbilled Dues	Payables Not Due	Current				Total
			Outstanding for following periods from due date of Payment				
March 31, 2024			Less than 1 year	1-2 Years	2-3 Years	More than 3 years	
(i) MSME (Including Interest)	-	-	73.03	-	-	-	73.03
(ii) Disputed dues - MSME	-	-	-	-	-	-	-
(iii) Others	1,274.99	-	1,588.51	-	-	-	2,863.50
(iv) Disputed dues - Others	-	-	-	-	-	-	-
Total	1,274.99	-	1,661.54	-	-	-	2,936.53

Notes forming part of the Financial Statements (Contd.)

for the year ended March 31, 2024

(Amounts in ₹ Lakhs, except share data and unless otherwise stated)

Particulars	March 31, 2023	Unbilled Dues	Payables Not Due	Current				Total
				Outstanding for following periods from due date of Payment				
				Less than 1 year	1-2 Years	2-3 Years	More than 3 years	
(i) MSME (Including Interest)	-	-	-	25.10	-	-	-	25.10
(ii) Disputed dues - MSME	-	-	-	-	-	-	-	-
(iii) Others	379.21	-	-	1,335.96	0.32	-	-	1,715.49
(iv) Disputed dues - Others	-	-	-	-	-	-	-	-
Total	379.21	-	-	1,361.06	0.32	-	-	1,740.59

- 1) Payment towards trade payables is made as per the terms and conditions of the contract/purchase orders. Generally, the average credit period on purchases is 30 to 90 days.
- 2) Trade payables are non-interest bearing and are normally settled on 60-day terms
- 3) For explanations on the Company's credit risk management processes, refer to Note 39.

21 Other financial liabilities

Particulars	As at March 31, 2024	As at March 31, 2023
Other financial liabilities at amortised cost		
Accrued employee liabilities	1,065.34	203.62
Capital creditors	56.48	428.61
Interest accrued but not due on loan	22.64	14.49
Unpaid dividend	13.09	13.56
Total other financial liabilities	1,157.55	660.28

22 Other current liabilities

Particulars	As at March 31, 2024	As at March 31, 2023
Deferred Revenue	1,119.15	1,007.86
Statutory dues payable	274.20	609.22
Advance from customers	1,051.36	386.70
Advances/deposits received for sale of PP&E	15.45	54.93
Total other current liabilities	2,460.16	2,058.71

23 Provisions

Particulars	As at March 31, 2024	As at March 31, 2023
Provision for employee benefits (Refer note 33)		
Provision for gratuity (funded)	112.04	50.35
Provision for leave encashment (funded)	105.71	97.27
Total provisions	217.75	147.62

24 Current tax liabilities (net)

Particulars	As at March 31, 2024	As at March 31, 2023
Current tax payable [net of tax deducted at source and advance tax ₹ 6,015.27 Lakhs (March 31, 2023: ₹ 592.66 Lakhs)]	213.86	149.60
Total current tax liabilities (net)	213.86	149.60

Notes forming part of the Financial Statements (Contd.) for the year ended March 31, 2024

(Amounts in ₹ Lakhs, except share data and unless otherwise stated)

25 Revenue from operations

Particulars	Year Ended March 31, 2024	Year Ended March 31, 2023
Revenue from contracts with customers (Refer Note 40)		
Revenue from hiring of equipments	59,306.22	44,497.00
Revenue from EPC	2,547.35	1,081.25
Total revenue from operations	61,853.57	45,578.25

26 Other income

Particulars	Year Ended March 31, 2024	Year Ended March 31, 2023
Interest income		
- on fixed deposits designated as amortised cost	439.63	55.23
- on income taxes	8.76	25.00
Other non operating income		
- Gain on fair valuation of Investments (mutual funds)	65.93	53.18
- Income from sale of Investments (mutual funds) (net)	243.24	-
- Gain on sale/disposal of fixed assets (net)	1,560.86	1,824.25
- Liabilities written back	-	14.66
- Bad debts recovered (net)	-	153.70
- Reversal of provision for doubtful debts	459.77	811.85
- Miscellaneous Income	38.56	39.23
Total other income	2,816.75	2,977.10

27 Operating and other expenses

Particulars	Year Ended March 31, 2024	Year Ended March 31, 2023
Operating expenses		
Crane and trailer hire charges	439.31	303.20
Crane and trailer operating expenses	1,074.52	962.52
Freight & carriage	4,323.99	3,851.35
Repairs and maintenance expenses		
Plant and equipment's	1,524.75	1,681.21
Power and fuel	1,858.80	1,724.85
Contract labour charges	4,868.71	4,143.20
Subcontracting Charges	1,749.15	487.89
Total operating expenses (A)	15,839.23	13,154.22

Particulars	Year Ended March 31, 2024	Year Ended March 31, 2023
Other expenses		
Rates and taxes	579.42	480.81
Bad debts (net)	166.40	-
Directors' sitting fees	59.27	36.40
Insurance	367.80	442.81
Repairs and maintenance:		
Building	25.18	65.93
Others	41.16	36.85
Legal and Professional Fees	630.98	354.54
Payments to auditors (see note below)*	25.35	20.00

Notes forming part of the Financial Statements (Contd.) for the year ended March 31, 2024

(Amounts in ₹ Lakhs, except share data and unless otherwise stated)

Particulars	Year Ended March 31, 2024	Year Ended March 31, 2023
Rent	412.65	322.03
Security Charges	133.40	123.91
Corporate Social Responsibility (Refer Note 50)	85.00	-
Fixed Assets written off	156.54	-
Travel and conveyance	568.43	474.27
Foreign exchange fluctuation (net)	-	622.39
Miscellaneous expenses	571.68	549.20
Total other expenses (B)	3,823.26	3,529.14
Total Operating and other expenses (A+B)	19,662.49	16,683.36

*Note : The following is the break-up of Auditors remuneration (exclusive of service tax)

Particulars	Year Ended March 31, 2024	Year Ended March 31, 2023
As auditor:		
Statutory audit	18.00	13.00
Limited Review of quarterly results	7.00	7.00
In other capacity:		
Other matters	0.35	-
Total	25.35	20.00

28 Employee benefits expense

Particulars	Year Ended March 31, 2024	Year Ended March 31, 2023
Salaries, wages, bonus and other allowances	3,834.35	3,007.77
Contribution to Provident Fund and other funds	147.71	116.22
Gratuity Expenses (Refer Note 33)	58.08	46.99
Staff welfare expenses	48.57	39.88
Total employee benefits expense	4,088.71	3,210.86

29 Finance costs

Particulars	Year Ended March 31, 2024	Year Ended March 31, 2023
Interest expense on financial liabilities measured at amortised cost		
On borrowings from banks	2,300.45	1,366.37
On borrowings from related parties	-	72.27
On borrowings from other parties	-	14.34
Interest on delay in payment of taxes	0.88	1.89
Other borrowing costs	193.37	209.96
Total finance costs	2,494.70	1,664.83

30 Depreciation and amortization expense

Particulars	Year Ended March 31, 2024	Year Ended March 31, 2023
Depreciation on property, plant and equipments (Refer note 3.1)	13,161.24	12,101.89
Amortization on Intangible Assets (Refer note 3.3)	18.37	-
Depreciation on investment properties (Refer note 4)	4.30	4.45
Depreciation of Right-of-use assets (Refer note 3.2)	0.27	0.26
Total depreciation and amortization expense	13,184.18	12,106.60

Notes forming part of the Financial Statements (Contd.)

for the year ended March 31, 2024

(Amounts in ₹ Lakhs, except share data and unless otherwise stated)

31 Income tax and deferred tax

Particulars	Year Ended March 31, 2024	Year Ended March 31, 2023
Income tax expense charged to the statement of profit or loss		
- Current tax taxes	6,247.49	742.25
- Deferred tax charge	198.58	2,943.38
Income tax expense reported in the statement of profit or loss	6,446.07	3,685.63
Income tax expense charged to OCI		
Net loss/(gain) on remeasurements of defined benefit plans	6.38	(1.51)
Income tax charged to OCI	6.38	(1.51)

(A) Deferred Tax relates to the following:

Particulars	Opening Balance as on April 01, 2023	Recognised/ (reversed) in Profit or loss	Recognised/ (reversed) in other comprehensive income	Closing Balance as on March 31, 2024
Deferred tax liabilities				
On property, plant and equipment	5,267.57	(90.82)	-	5,176.75
On Loan Processing Fees	42.51	19.96	-	62.47
On Contract Fulfillment Costs	134.96	21.77	-	156.73
Total (A)	5,445.04	(49.09)	-	5,395.95
Deferred tax assets				
On Gratuity and Leave Encashment	37.15	19.17	6.38	62.70
On Allowance for doubtful debts - trade receivable	335.88	(115.71)	-	220.17
On others	386.80	(151.13)	-	235.67
Total (B)	759.83	(247.67)	6.38	518.54
Total (C=A-B)	4,685.21	198.58	(6.38)	4,877.41

Particulars	Opening Balance as on April 01, 2022	Recognised/ (reversed) in Profit or loss	Recognised/ (reversed) in other comprehensive income	Closing Balance as on March 31, 2023
Deferred tax liabilities				
On property, plant and equipment	5,648.92	(381.35)	-	5,267.57
On Loan Processing Fees	-	42.51	-	42.51
On Contract Fulfillment Costs	106.35	28.61	-	134.96
Total (A)	5,755.27	(310.23)	-	5,445.04
Deferred tax assets				
On Carried Forward losses	3,206.00	(3,206.00)	-	-
On Gratuity	4.11	10.07	(1.51)	12.67
On Leave Encashment	25.56	(1.08)	-	24.48
On Allowance for doubtful debts - trade receivable	540.21	(204.33)	-	335.88
On others	239.06	147.74	-	386.80
Total (B)	4,014.94	(3,253.60)	(1.51)	759.83
Total (C=A-B)	1,740.33	2,943.37	1.51	4,685.21

Notes forming part of the Financial Statements (Contd.)

for the year ended March 31, 2024

(Amounts in ₹ Lakhs, except share data and unless otherwise stated)

(B) Reconciliation of deferred tax assets/(liabilities) (net):

Particulars	Year Ended March 31, 2024	Year Ended March 31, 2023
Opening balance as of April 01, 2023	4,685.21	1,740.32
Tax liability recognised in Statement of Profit and Loss	198.58	2,943.38
Tax liability recognised in OCI		
On re-measurements gain of post-employment benefit obligations	(6.38)	1.51
On unrealised loss on FVTOCI equity securities	-	-
Closing balance as at March 31, 2024	4,877.41	4,685.21

(C) Deferred tax liabilities to be recognised in Statement of Profit and Loss

Particulars	Year Ended March 31, 2024	Year Ended March 31, 2023
Tax liability	198.58	2,943.38
Total	198.58	2,943.38

(D) Reconciliation of tax charge

Particulars	Year Ended March 31, 2024	Year Ended March 31, 2023
Profit before tax	25,240.24	14,889.70
Tax Rate	25.17%	25.17%
Income tax expense at tax rates applicable	6,352.97	3,747.74
Tax effects of:		
- Item not deductible for tax	53.38	(73.52)
- Rate difference on sale of land	(30.21)	15.47
- Deferred Tax not created on opening	63.39	-
- Others	6.54	(4.06)
Income tax expense	6,446.07	3,685.64

32 Earnings per share ("EPS")

Basic earnings per share amounts are calculated by dividing the profit for the year attributable to equity shareholders by the weighted average number of equity shares outstanding during the year.

Diluted earnings per share amounts are calculated by dividing the profit attributable to equity shareholders by the weighted average number of equity shares outstanding during the year plus the weighted average number of equity shares that would be issued on conversion of all the dilutive potential equity shares into equity shares.

The following reflects the income and share data used in the basic and diluted EPS computations:

Particulars	Year Ended March 31, 2024	Year Ended March 31, 2023
Profit attributable to equity shareholders	18,794.17	11,204.07
Weighted average number of equity shares for basic and diluted EPS	4,32,88,000	4,32,88,000
Basic and Diluted EPS (in ₹)	43.42	25.88

Notes forming part of the Financial Statements (Contd.)

for the year ended March 31, 2024

(Amounts in ₹ Lakhs, except share data and unless otherwise stated)

33 Employee benefits

(A) Defined Contribution Plans

During the year, the Company has recognised the following amounts in the Statement of Profit and Loss –

Particulars	Year Ended March 31, 2024	Year Ended March 31, 2023
Employers' Contribution to Provident and Other Funds & Pension Schemes	147.71	116.22

(B) Defined benefit plans

- Gratuity payable to employees
- Compensated absences for Employees

i) Actuarial assumptions

Particulars	Year Ended March 31, 2024	Year Ended March 31, 2023
Discount rate (per annum)	7.20%	7.40%
Rate of increase in Salary	10.50%	10.00%
Expected average remaining working lives of Employees (Years)	6.28	5.98
Attrition rate	14%	15%
Expected return on plan assets	7.40%	7.30%
Mortality Rate	Indian Assured Lives Mortality (2012-14)	

ii) Changes in the present value of defined benefit obligation

Particulars	Employee's gratuity fund	
	Year Ended March 31, 2024	Year Ended March 31, 2023
Present value of obligation at the beginning of the year	474.70	441.50
Interest cost	34.35	30.81
Current service cost	55.15	46.06
Benefits paid	(20.96)	(38.57)
Remeasurements on obligation - (Gain)/Loss	23.63	(5.10)
Present value of obligation at the end of the year*	566.87	474.70

*Included in provision for employee benefits (Refer note 23)

iii) Changes in fair value of plan assets

Particulars	Employee's gratuity fund	
	Year Ended March 31, 2024	Year Ended March 31, 2023
Fair value of plan assets at the beginning of the year	424.36	425.17
Interest Income	31.43	29.88
Contributions	21.70	6.98
Mortality Charges and Taxes	-	-
Benefits paid	(20.96)	(38.57)
Return on plan assets, excluding amount recognised in Interest Income - Gain	(1.70)	0.89
Fair value of plan assets at the end of the year	454.83	424.36

Notes forming part of the Financial Statements (Contd.)

for the year ended March 31, 2024

(Amounts in ₹ Lakhs, except share data and unless otherwise stated)

iv) Assets and liabilities recognised in the Balance Sheet:

Particulars	Employee's gratuity fund	
	Year Ended March 31, 2024	Year Ended March 31, 2023
Present value of funded obligation as at the end of the year	566.87	474.70
Fair value of plan assets	454.83	424.35
Funded net liability recognised in Balance Sheet*	(112.04)	(50.35)

*Included in provision for employee benefits (Refer note 23)

v) Expense recognised in the Statement of Profit and Loss

Particulars	Employee's gratuity fund	
	Year Ended March 31, 2024	Year Ended March 31, 2023
Current service cost	55.15	46.06
Interest cost (net)	2.92	0.93
Total expenses recognised in the Statement Profit and Loss*	58.07	46.99

*Included in Employee benefits expense (Refer Note 28). Actuarial (gain)/loss of ₹ 25.33 Lakhs (March 31, 2023: ₹ (6.00) Lakhs) is included in other comprehensive income.

vi) Remeasurement (gain)/loss recognised in other comprehensive income

Particulars	Year Ended March 31, 2024	Year Ended March 31, 2023
	Opening amount recognised in OCI outside profit and loss account	(71.70)
Remeasurement for the year - obligation (Gain)/Loss	23.63	(5.10)
Remeasurement for the year - plan asset (Gain)/Loss	1.70	(0.90)
Total Remeasurements Credit for the year recognised in OCI	25.33	(6.00)
Closing amount recognised in OCI outside profit and loss account	(46.37)	(71.70)

*not included in Employee benefits expense (Refer Note 28). Actuarial (gain)/loss of ₹ 25.33 Lakhs (March 31, 2023: ₹ (6.00) Lakhs) is included in other comprehensive income.

vii) Major categories of plan assets of the fair value of the total plan assets are as follows:

Company has maintained Fund with LIC for Gratuity. As at March 31, 2024 Fund value with LIC : ₹ 454.83 Lakhs (March 31, 2023 : ₹ 424.36 Lakhs)

viii) Expected contribution to the fund in the next year

Particulars	Year Ended March 31, 2024	Year Ended March 31, 2023
Gratuity	112.00	50.00

ix) A quantitative sensitivity analysis for significant assumption as at March 31, 2024 is as shown below:

Particulars	Employee's gratuity fund	
	Year Ended March 31, 2024	Year Ended March 31, 2023
Impact on defined benefit obligation		
Discount rate		
1% increase	538.74	452.39
1% decrease	597.88	499.17
Rate of increase in salary		
1% increase	591.36	494.00
1% decrease	544.15	456.70

Notes forming part of the Financial Statements (Contd.)

for the year ended March 31, 2024

(Amounts in ₹ Lakhs, except share data and unless otherwise stated)

x) Expected future benefit payments

Particulars	Employee's gratuity fund	
	Year Ended March 31, 2024	Year Ended March 31, 2023
Year Ending March 31		
2025	81.70	66.52
2026	71.36	64.81
2027	79.47	68.17
2028	186.51	159.66
2029	69.20	-
2030-2034	411.51	330.47

xi) Compensated Absences:

The Compensated Absences is payable to all eligible employees for each day of accumulated leave on death or on resignation. Compensated Absences debited to Statement of Profit and Loss during the year amounts to ₹ 17.87 lakhs (March 31, 2023 : ₹ 8.29 lakhs) and is included in Note 28 - 'Employee benefits expenses'. Accumulated current provision for leave encashment aggregates to ₹ 105.71 lakhs (Previous year ₹ 97.28 lakhs).

34 Leases

The Company incurred ₹ 412.65 Lakhs (March 31, 2023 ₹ 322.03 Lakhs) for the year ended towards expenses relating to short term leases and leases of low-value assets.

35 Related Party Disclosures:

In accordance with the requirements of Ind AS - 24 'Related Party Disclosures', names of the related parties, related party relationship, transactions and outstanding balances including commitments where control exists and with whom transactions have taken place during reported periods are:

(A) Names of related parties and description of relationship as identified and certified by the Company:

Key Management Personnel (KMP)

Rishi Sanghvi - Chairman & Managing Director
Sham Kajale - Chief Financial Officer
Rajesh Likhite - Company Secretary and Chief Compliance Officer

Non Executive and Independent Directors

Maithili Sanghvi - Non Executive Woman Director
Dara Damania - Non Executive Independent Director * (Upto March 31, 2024)
S. Padmanabhan - Non Executive Independent Director * (Upto March 31, 2024)
Pradeep Rathi - Non Executive Independent Director * (Upto March 31, 2024)
Dinesh Munot - Non Executive Independent Director * (Upto March 31, 2024)
Madhukar Kotwal - Non Executive Independent Director *
Madhu Dubhashi - Non Executive Independent Director *
Bhumika Batra - Non Executive Independent Director * (W.e.f. January 01, 2024)
Indraneel Chitale - Non Executive Independent Director * (W.e.f. December 26, 2023)

Relatives of Individuals exercising significant influence over the Company

Mina Sanghvi - Mother of Rishi Sanghvi
Niyoshi Sanghvi - Sister of Rishi Sanghvi

Subsidiaries

Sanghvi Movers Vietnam Co. Ltd., Vietnam (Upto February 27, 2024)
Sangreen Renewables Private Limited (w.e.f March 23, 2024)(Refer Note 52)

Notes forming part of the Financial Statements (Contd.)

for the year ended March 31, 2024

(Amounts in ₹ Lakhs, except share data and unless otherwise stated)

(B) Details of transactions with related party in the ordinary course of business for the year ended:

(i) Key Management Personnel (KMP) and Directors

Particulars	Year Ended March 31, 2024	Year Ended March 31, 2023
Salaries including bonuses/Incentives		
Rishi Sanghvi	1,175.00	402.64
Sham Kajale	180.00	270.95
Rajesh Likhite	27.87	27.40
Director's sitting fees		
Maithili Sanghvi	6.23	4.80
*The Company has paid sitting fees amounting to ₹ 53.03 Lakhs (March 31, 2023 ₹ 31.80 Lakhs) to non executive independent directors.		
Interest expense		
Rishi Sanghvi	-	72.27
Loans Taken		
Rishi Sanghvi	-	58.22
Loans Repaid		
Rishi Sanghvi	-	1,195.81
Dividend paid		
Rishi Sanghvi	499.01	124.75
Mina Chandrakant Sanghvi	200.80	50.20
Niyoshi Chandrakant Sanghvi	100.00	25.00
Maithili Rishi Sanghvi	17.32	4.33

(C) Amount due to/from related party as on:

(i) Key Management Personnel (KMP) and Directors

Particulars	Year Ended March 31, 2024	Year Ended March 31, 2023
Commission/Incentive payable to KMP (Net of TDS)		
Rishi Sanghvi (Commission)	499.03	88.15
Sham Kajale (Incentive)	32.50	15.20
Rajesh Likhite (Incentive)	1.19	1.70

(ii) Other Receivables

Particulars	Year Ended March 31, 2024	Year Ended March 31, 2023
Sanghvi Movers Vietnam Co. Ltd., Vietnam	16.49	-
Sangreen Renewables Private Limited	0.18	-

36 Segment reporting

The Company generates its revenue by providing cranes, trailers on hire and other ancillary services within in India.

The Chief Operating Decision Maker (CODM) reviews the operations of the Company as one operating segment. Hence no separate segment information has been furnished herewith.

Information about major customers

Company's significant revenues are derived from two customer (March 31, 2023 : two customer) contributing 10% of more to the company's revenue represented approximately ₹ 13,667.74 Lakhs (March 31, 2023 : ₹ 11,597.77 Lakhs) of the Company's total revenue from operations.

Notes forming part of the Financial Statements (Contd.)

for the year ended March 31, 2024

(Amounts in ₹ Lakhs, except share data and unless otherwise stated)

37 Fair values of financial assets and financial liabilities

The fair value of cash and cash equivalents, bank balances other than cash and cash equivalents, security deposits, interest accrued on fixed deposits, trade receivables, unbilled Receivables, loans, investments, trade payables, interest accrued but not due on borrowings, accrued employee liabilities, short-term borrowings Capital creditors, interest payable on unsecured Loans and other financial liabilities approximate the carrying amounts because of the short term nature of such financial instruments.

The amortised cost using effective interest rate (EIR) of non-current financial assets consisting of security deposits, fixed deposit accounts with maturity for more than 12 months from balance sheet date are not significantly different from the carrying amount.

Financial assets that are neither past due nor impaired include cash and cash equivalents, security deposits, term deposits, and other financial assets.

Set out below is a comparison, of the carrying amounts and fair value of the Company's financial instruments:

Particulars	Carrying value		Fair value	
	As at March 31, 2024	As at March 31, 2023	As at March 31, 2024	As at March 31, 2023
Financial assets				
Investments in mutual funds (Fair Value through Profit and Loss "FVTPL")	7,057.11	3,541.38	7,057.11	3,541.38
Financial assets valued at amortised cost				
Investments in equity instruments	0.25	22.96	0.25	22.96
Loans	64.25	45.08	64.25	45.08
Trade receivables	11,819.18	9,889.48	11,819.18	9,889.48
Unbilled Receivables	6,097.04	4,135.28	6,097.04	4,135.28
Cash and cash equivalents	3,217.42	1,222.07	3,217.42	1,222.07
Bank balances other than cash and cash equivalent	4,892.92	884.34	4,892.92	884.34
Security Deposits	256.15	112.02	256.15	112.02
"Fixed deposit accounts with maturity for more than 12 months from balance sheet date."	766.58	139.06	766.58	139.06
fixed deposit account with maturity for more than 12 months but remaining less than 12 months	1,220.17	2,251.39	1,220.17	2,251.39
Interest accrued on fixed deposits	144.40	50.55	144.40	50.55
Other Receivables	16.67	-	16.67	-
Receivable against sale of fixed asset	14.31	0.48	14.31	0.48
Total Financial Assets	35,566.45	22,294.09	35,566.45	22,294.09
Financial Liabilities				
Financial Liabilities valued at amortised cost				
Borrowings (non-current)	16,058.17	9,353.10	16,058.17	9,353.10
Borrowings (current)	13,153.57	8,923.56	13,153.57	8,923.56
Trade Payables	2,936.53	1,740.59	2,936.53	1,740.59
Accrued employee liabilities	1,065.34	203.62	1,065.34	203.62
Capital creditors	56.48	428.61	56.48	428.61
Interest accrued but not due on loan	22.64	14.49	22.64	14.49
Others	13.09	13.56	13.09	13.56
Total Financial Liabilities	33,305.82	20,677.53	33,305.82	20,677.53

Notes forming part of the Financial Statements (Contd.)

for the year ended March 31, 2024

(Amounts in ₹ Lakhs, except share data and unless otherwise stated)

38 Fair value hierarchy

The following is the hierarchy for determining and disclosing the fair value of financial instruments by valuation technique:

- Level 1 - Quoted prices (unadjusted) in active markets for identical assets or liabilities.
- Level 2 - Inputs other than quoted prices included within Level 1 that are observable for the asset or liability, either directly (i.e. as prices) or indirectly (i.e. derived from prices).
- Level 3 - Inputs for the assets or liabilities that are not based on observable market data (unobservable inputs).

Fair value measurement hierarchy of assets

Fair value measurement hierarchy of assets	Year Ended March 31, 2024	Year Ended March 31, 2023
(a) Financial Assets measured at fair value		
Level 1 (Quoted price in active markets)		
Investments in mutual funds FVTPL	7,057.11	3,541.38
(b) Financial assets measured at amortised cost		
Investments in equity instruments	0.25	22.96
Loans	64.25	45.08
Trade receivables	11,819.18	9,889.48
Unbilled Receivables	6,097.04	4,135.28
Cash and cash equivalents	3,217.42	1,222.07
Bank balances other than cash and cash equivalent	4,892.92	884.34
Security Deposits	256.15	112.02
Fixed deposit accounts with maturity for more than 12 months from balance sheet date.	1,986.74	2,390.45
Interest accrued on fixed deposits	144.40	50.55
Other Receivables	16.67	-
Receivable against sale of fixed asset	14.31	0.48
(c) Assets for which fair values are disclosed:		
Level 3		
Investment property	237.09	314.42
There have been no transfers between Level 1 and Level 2 during the period		
Fair value measurement hierarchy for liabilities:		
(a) Financial liabilities measured at amortised cost		
Borrowings (non-current)	16,058.17	9,353.10
Borrowings (current)	13,153.57	8,923.56
Trade Payables	2,936.53	1,740.59
Accrued employee liabilities	1,065.34	203.62
Capital creditors	56.48	428.61
Interest accrued but not due on loan	22.64	14.49
Others	13.09	13.56

Notes forming part of the Financial Statements (Contd.)

for the year ended March 31, 2024

(Amounts in ₹ Lakhs, except share data and unless otherwise stated)

39 Financial risk management objectives and policies

The Company's principal financial liabilities comprise Borrowings and trade and other payables. The main purpose of these financial liabilities is to finance the Company's operations and to support its operations. The Company's principal financial assets include investments, trade and other receivables, and cash and cash equivalents that derive directly from its operations.

The Company is exposed to various financial risks. These risks are categorised into market risk, credit risk and liquidity risk. The Company's risk management is coordinated by the Board of Directors and focuses on securing long term and short term cash flows. The Company does not engage in trading of financial assets for speculative purposes.

(A) Market risk

Market risk is the risk that the fair value of future cash flows of a financial instrument will fluctuate because of changes in market prices. Market risk comprises three types of risk: interest rate risk, currency risk and other price risk, such as equity price risk and commodity risk. Financial instruments affected by market risk include borrowings and derivative financial instruments.

(i) Interest rate risk

Interest rate risk is the risk that the fair value or future cash flows of a financial instrument will fluctuate because of changes in market interest rates. The Company exposure to the risk of changes in market interest rates relates primarily to the Company's long-term debt obligations with floating interest rates (if applicable).

Interest rate sensitivity

Since the long term debt obligations carry fixed interest rates, no risk is anticipated on account of interest rate changes

(ii) Foreign currency risk

Foreign currency risk is the risk that the fair value or future cash flows of a financial instrument will fluctuate because of changes in foreign exchange rates. The Company's exposure to the risk of changes in foreign exchange rates relates primarily to the Company's financing activities (when borrowings are denominated in a different currency from the Company's functional currency).

Currency	Closing Balance		March 31, 2024		March 31, 2023	
	March 31, 2024	March 31, 2023	Effect on profit before tax		Effect on profit before tax	
			5% Increase	5% Decrease	5% Increase	5% Decrease
Borrowings						
USD	2,977.56	7,074.84	(148.88)	148.88	(353.74)	353.74
Trade Payable						
USD	2.92	1.47	(0.15)	0.15	(0.07)	0.07
Euro	11.80	62.41	(0.59)	0.59	(3.12)	3.12
SGD	0.10	0.13	(0.00)	0.00	(0.01)	0.01
AED	0.40	0.40	(0.02)	0.02	(0.02)	0.02
GBP	0.76	-	(0.04)	0.04	-	-

(B) Credit risk

Credit risk is the risk of financial loss to the Company if a customer or counterparty to a financial instrument fails to meet its contractual obligations. Credit risk arises principally from the Company's trade receivables, receivables from deposits and also arises from cash held with banks and financial institutions. The maximum exposure to credit risk is equal to the carrying value of the financial assets. The objective of managing counterparty credit risk is to prevent losses in financial assets. The Company assesses the credit quality of the counterparties, taking into account their financial position, past experience and other factors.

The Company limits its exposure to credit risk of cash held with banks by dealing with highly rated banks and institutions and retaining sufficient balances in bank accounts required to meet a month's operational costs. The Management reviews the bank accounts on regular basis and fund drawdowns are planned to ensure that there is minimal surplus cash in bank accounts. The maximum exposure to the credit risk as at the reporting period is primarily from trade receivables amounting to ₹ 11,819.18 Lakhs and ₹ 9,889.48 Lakhs as at March 31, 2024 and March 31, 2023 respectively. Trade receivables are typically unsecured and are derived from revenue earned from customers located in India. Credit risk has always been managed by the Company through

Notes forming part of the Financial Statements (Contd.)

for the year ended March 31, 2024

(Amounts in ₹ Lakhs, except share data and unless otherwise stated)

credit approvals, establishing credit limits and continuously monitoring the creditworthiness of customers to which the Company grants credit terms in the normal course of business. On account of adoption of Ind AS 109 - Financial Instruments ("Ind AS 109"), the Company uses expected credit loss (ECL) model to assess the impairment loss. The Company computes the expected credit loss allowance for trade receivables based on available external and internal credit risk factors such as the ageing of its dues, market information about the customer, industry information and the Company's historical experience for customers with forward looking experience.

Set out below is the information about the credit risk exposure on the Company's trade receivables using a provision matrix:

Days past due	March 31, 2024			March 31, 2023		
	Estimated total gross	Expected credit loss rate	Expected credit loss	Estimated total gross	Expected credit loss rate	Expected credit loss
Upto 90 days	10,475.71	1.49%	155.59	7,798.99	2.03%	158.65
90-180 days	1,005.18	7.45%	74.84	1,111.86	11.93%	132.67
180-270 days	473.14	18.71%	88.52	641.97	27.91%	179.18
270-360 days	132.71	31.86%	42.28	444.01	44.95%	199.60
360-450 days	140.16	46.92%	65.76	327.02	61.86%	202.28
450 to 540days	57.40	66.44%	38.13	127.62	80.37%	102.58
540 to 630 days	62.75	100.00%	62.75	25.09	100.00%	25.09
More than 630 Days	346.93	100.00%	346.92	212.12	100.00%	212.12
			874.79			1,212.18

(C) Liquidity risk

Liquidity risk is the risk that the Company will not be able to meet its financial obligations as they become due. The Company manages its liquidity risk by ensuring, as far as possible, that it will always have sufficient liquidity to meet its liabilities when due.

As described in Note 19, the Company also participates in a supplier finance arrangement (SF) with the principal purpose to improve working capital position of the Company by obtaining additional financing from banks with good credit ratings so the likelihood of the supplier finance arrangement becoming unavailable is remote.

As at March 31, 2024, the Company had a working capital of ₹ 16,941.56 Lakhs (March 31, 2023 : ₹ 9,915.71 Lakhs). The working capital of the Company for this purpose has been derived as follows:

Particulars	As at March 31, 2024	As at March 31, 2023
Total current assets (A)	37,237.74	23,777.56
Total current liabilities (B)	20,296.18	13,861.86
Working capital (A-B)	16,941.56	9,915.70

The table below summarises the maturity profile of the Company's financial liabilities:

March 31, 2024

Particulars	Upto 1 Year	1-2 Year	2-4 Years	More than 4 Years	Total
Borrowings - from bank	13,153.57	6,224.27	7,351.14	2,482.76	29,211.74
Trade payables	2,936.53	-	-	-	2,936.53
Other financial liability	1,157.55	-	-	-	1,157.55
	17,247.65	6,224.27	7,351.14	2,482.76	33,305.82

March 31, 2023

Particulars	Upto 1 Year	1-2 Year	2-4 Years	More than 4 Years	Total
Borrowings - from bank	8,829.24	2,629.00	5,006.00	1,718.00	18,182.24
Trade payables	1,740.59	-	-	-	1,740.59
Other financial liability	660.28	-	-	-	660.28
	11,230.11	2,629.00	5,006.00	1,718.00	20,583.11

Notes forming part of the Financial Statements (Contd.)

for the year ended March 31, 2024

(Amounts in ₹ Lakhs, except share data and unless otherwise stated)

40 Revenue from operations

(a) Revenue recognised from Contracts

Particulars	Year Ended March 31, 2024	Year Ended March 31, 2023
Revenue recognised from Customer contracts	61,853.57	45,578.25
	61,853.57	45,578.25

(b) Disaggregate revenue information

Geographic revenue

Particulars	Year Ended March 31, 2024	Year Ended March 31, 2023
India	61,853.57	45,578.25
	61,853.57	45,578.25

Nature of Services

Particulars	Year Ended March 31, 2024	Year Ended March 31, 2023
Revenue from hiring of equipments	59,306.22	44,497.00
Revenue from EPC	2,547.35	1,081.25
	61,853.57	45,578.25

Timing of Revenue Recognition

Particulars	Year Ended March 31, 2024	Year Ended March 31, 2023
Services transferred over time	61,853.57	45,578.25
	61,853.57	45,578.25

(c) Contract balances : Following table covers the movement in contract balances during the year

Particulars	Contract Asset	
	Year Ended March 31, 2024	Year Ended March 31, 2023
Opening balance(A)	536.24	422.51
Add/(Less):Expense reversal during the year (net)	3,141.09	2,881.73
Less: Expenses recognised during the year	(3,054.58)	(2,768.00)
Closing Balance (B)	622.75	536.23

(d) Contract balances : Following table covers the movement in contract balances during the year

Particulars	Contract Liabilities	
	Year Ended March 31, 2024	Year Ended March 31, 2023
Opening balance(A)	1,007.86	512.36
Add/(Less): Revenue reversal during the year (net)	5,444.72	4,928.99
Less: Revenue recognised during the year	(5,333.43)	(4,433.49)
Closing Balance (B)	1,119.15	1,007.86

Revenue is recognised from the contract liability amounts as and when services are delivered and related performance obligations satisfied. The unused credits or balance is deferred until used by the customer.

Notes forming part of the Financial Statements (Contd.)

for the year ended March 31, 2024

(Amounts in ₹ Lakhs, except share data and unless otherwise stated)

41 Reconciliation of quarterly returns or statements of current assets filed with banks or financial institutions

Quarter ended	Name of bank	Particulars of Securities Provided	Amount as per books of account	Amount as reported in the quarterly return/statement	Amount of difference	Reason for material discrepancies
June 30, 2023	Kotak Mahindra Bank	Inventories	467.91	497.64	(29.73)	Refer footnote (i) below
		Trade Receivables (Gross) (including unbilled receivables)	15,945.53	14,766.74	1,178.79	Refer footnote (ii) below
September 30, 2023	Kotak Mahindra Bank	Inventories	475.24	487.69	(12.45)	Refer footnote (i) below
		Trade Receivables (Gross) (including unbilled receivables)	16,158.70	15,779.89	378.81	Refer footnote (ii) below
December 31, 2023	Kotak Mahindra Bank	Inventories	556.85	795.14	(238.29)	Refer footnote (i) below
		Trade Receivables (Gross) (including unbilled receivables)	19,385.33	15,233.58	4,151.75	Refer footnote (ii) below
March 31, 2024	Kotak Mahindra Bank	Inventories	590.79	736.00	(145.21)	Refer footnote (i) below
		Trade Receivables (Gross) (including unbilled receivables)	18,791.01	16,597.72	2,193.29	Refer footnote (ii) below

(i) Provision created for Slow and Non Moving Inventory in Books of account post submission of statement to bank

(ii) Unbilled revenue details submitted to bank includes only for the month for which statement is filed while unbilled revenue as per books of account included all unbilled revenue outstanding as at the end of reporting period

42 Relationship with Struck off Companies under section 248 of the Companies Act, 2013 or section 560 of Companies Act, 1956,

The Company does not have any transactions with companies struck off under section 248 of the Companies Act, 2013 or section 560 of the Companies Act, 1956.

43 Registration of charges or satisfaction with Registrar of Companies

A brief description of the charges or satisfaction	The location of the Registrar	Date by which such charge had to be registered as on March 31, 2024	Date by which such charge had to be registered as on March 31, 2023	Reason for delay in registration
CHG-1 - Creation/Modification of Charge - RoC, Pune	Pune	19-05-23	30-03-23	On account of technical errors, the form has been filed with the payment of additional fees.

44 Compliance with number of layers of companies

The Company has complied with the number of layers prescribed under clause (87) of section 2 of the Act read with the Companies (Restriction on number of Layers) Rules, 2017.

45 Utilisation of Borrowed funds and share premium:

- (i) The Company has not advanced or loaned or invested funds to any other person(s) or entity(ies), including foreign entities (Intermediaries) with the understanding that the Intermediary shall:
- directly or indirectly lend or invest in other persons or entities identified in any manner whatsoever by or on behalf of the company (Ultimate Beneficiaries) or
 - provide any guarantee, security or the like to or on behalf of the Ultimate Beneficiaries
- (ii) The Company has not received any fund from any person(s) or entity(ies), including foreign entities (Funding Party) with the understanding (whether recorded in writing or otherwise) that the Company shall:
- directly or indirectly lend or invest in other persons or entities identified in any manner whatsoever by or on behalf of the Funding Party (Ultimate Beneficiaries) or
 - provide any guarantee, security or the like on behalf of the Ultimate Beneficiaries

Notes forming part of the Financial Statements (Contd.)

for the year ended March 31, 2024

(Amounts in ₹ Lakhs, except share data and unless otherwise stated)

46 Ratios

S No.	Ratio	Formula	March 31, 2024		March 31, 2023		Ratio as on		Variation	Reason (if variation is more than 25%)
			Numerator	Denominator	Numerator	Denominator	March 31, 2024	March 31, 2023		
(a)	Current Ratio	Current Assets/ Current Liabilities	37,237.74	20,296.18	21,485.58	13,861.86	1.83	1.55	18.37%	
(b)	Debt-Equity Ratio	Total Debt/ Shareholder's Equity	29,211.74	1,01,214.51	18,276.66	84,170.81	0.29	0.22	32.92%	Refer Note 1 below
(c)	Debt Service Coverage Ratio	Earning available for debt Service/ Debt Service	34,473.05	4,429.24	24,975.50	6,104.52	7.78	4.09	90.23%	Refer Note 2 below
(d)	Return on Equity Ratio	Profit after tax x 100/ Shareholder's Equity	18,794.17	1,01,214.51	11,204.07	84,170.81	18.57%	13.31%	5.26%	
(e)	Inventory Turnover Ratio	Sales/Average Inventory	Not applicable, as the Company is not a trading or manufacturing entity							
(f)	Trade Receivables Turnover Ratio	Net Credit Sales/ Average Trade Receivables	61,853.57	15,970.49	45,578.25	13,067.52	3.87	3.49	11.04%	
(g)	Trade Payables Turnover Ratio	Net Credit Purchases/ Average Trade Payables	Not applicable, as the Company is not a trading or manufacturing entity							
(h)	Net Capital Turnover Ratio	Net Sales/ Working Capital	61,853.57	16,403.97	45,578.25	7,623.72	3.77	5.98	(36.93%)	Refer Note 3 below
(i)	Net Profit Ratio	Net Profit/Net Sales	18,794.17	61,853.57	11,204.07	45,578.25	30.38%	24.58%	5.80%	
(j)	Return on Capital Employed ('ROCE')	EBIT/Capital Employed	27,734.94	1,30,426.25	16,554.53	1,02,447.47	21.26%	16.16%	5.11%	
(k)	Return on Investment ('ROI')	Net Profit/Net Investment	18,794.17	1,01,214.51	11,204.07	84,170.81	18.57%	13.31%	5.26%	

Note 1 Debt Equity Ratio has been increased on account of significant increase in Debt during the year.

Note 2 Debt Service Coverage Ratio has significantly improved in F.Y. 2023-2024 primarily on account of increase in net profit as compared to last year and lower finance cost.

Note 3 Decrease in Net Capital Turnover Ratio is mainly on account of significant increase in working capital which is on account of significant increase in current assets as compared to the previous year.

Notes forming part of the Financial Statements (Contd.)

for the year ended March 31, 2024

(Amounts in ₹ Lakhs, except share data and unless otherwise stated)

47 Capital management

For the purpose of the Company's capital management, capital includes issued equity capital, share premium and all other equity reserves attributable to the equity holders. The primary objective of the Company's capital management is to maximize the shareholder value and to ensure the Company's ability to continue as a going concern.

The Company has distributed dividend to its shareholders during this Financial Year. The Company monitors gearing ratio i.e. total debt in proportion to its overall financing structure, i.e. equity and debt. Total debt comprises of borrowings from various banks/ financial institutions. The Company manages the capital structure and makes adjustments to it in the light of changes in economic conditions and the risk characteristics of the underlying assets.

Particulars	As at March 31, 2024	As at March 31, 2023
Equity	1,01,214.51	84,170.81
Total equity	1,01,214.51	84,170.81
Borrowings	29,211.74	18,276.66
Less: cash and cash equivalents	(3,217.42)	(1,222.07)
Total debt	25,994.32	17,054.59
Overall financing	(iii) = (i) + (ii)	1,27,208.83
Gearing ratio	(ii)/(iii)	20.43%
		16.85%

No changes were made in the objectives, policies or processes for managing capital during the years ended March 31, 2024 and March 31, 2023.

In order to achieve this overall objective, the Company's capital management, amongst other things, aims to ensure that it meets financial covenants attached to the interest-bearing loans and borrowings that define capital structure requirements. Breaches in meeting the financial covenants would permit the bank to immediately call loans and borrowings. There have been no breaches in the financial covenants of any interest-bearing loans and borrowing in the current period.

48 Commitments

Particulars	As at March 31, 2024	As at March 31, 2023
- Estimated amount of contracts remaining to be executed on capital account and not provided, net of advances	11,475.40	11,184.01
	11,475.40	11,184.01

49 Contingent liabilities

The Company creates a provision when there is present obligation as a result of a past event that probably requires an outflow of resources and a reliable estimate can be made of the amount of obligation. Provisions are measured at the best estimate of the expenditure required to settle the present obligation at the Balance sheet date and are not discounted to its present value.

A disclosure for a contingent liability is made when there is a possible obligation or a present obligation that probably will not require an outflow of resources or where a reliable estimate of the obligation cannot be made

Particulars	As at March 31, 2024	As at March 31, 2023
Contingent Liabilities		
(a) Claims against the Company not acknowledged as debts (Refer footnote (a) below)	208.44	213.48
(b) Sales tax matters (Refer footnote (b) below)	-	87,076.21
(c) Income tax matters (Refer footnote (c) below)	18.27	6.09
(d) Goods & Service Tax Matters (Refer footnote (d) below)	70.83	31.73

(a) Claims against the Company not acknowledged as debts comprises of claims raised on Company by it's customers amounting to ₹ 104.41 (March 31, 2023 : ₹ Nil) for breach of contracts and by certain government authorities amounting to ₹ 104.03 Lakhs (March 31, 2023 : ₹ 213.48 Lakhs) on account of road taxes, road accident by the Company's Trailer and charges for conversion fees for land. The Company has been advised by its legal counsel that it is possible, but not probable, that action will succeed in respect of claims against the Company. These claims are being contested in the courts by the Company. The Management does not expect these claims to succeed. Accordingly, no provision for the contingent liability has been recognised in the financial statements.

Notes forming part of the Financial Statements (Contd.)

for the year ended March 31, 2024

(Amounts in ₹ Lakhs, except share data and unless otherwise stated)

- (b) The Company had received notices of demand in respect of Order of Assessment of FY 2008-09, FY 2009-10, FY 2010-11, FY 2012-13, FY 2013-14, FY 2014-15, FY 2015-16, FY 2016-17 and FY 2017-18 towards VAT and CST liability treating hiring of cranes as transfer of right to use of cranes.

The Company had received a favorable order for FY 2008-09 from Maharashtra Sales Tax Tribunal against which the Sales tax department had preferred an appeal in the High Court. The Honourable Bombay High Court vide its order dated December 04, 2023 held that giving cranes on hire does not involve the transfer of the right to use the cranes, as the effective control and possession always remained with the Company. Hence, the Department's appeal stood dismissed.

Basis the above favourable judgement for one year from High Court and considering the nature of its business, the management is confident that ongoing litigations for other years will also be decided in the favour of the Company and hence no provision/disclosure of contingency is required.

- (c) Income tax matters comprise demand from the tax authorities for the payment of additional tax of ₹ 18.27 Lakhs (2023: ₹ 2.61 Lakhs) upon completion of their tax reviews for the various financial years. The tax demands are mainly on account of TDS liability under the Income Tax Act and disallowances of certain expenses. The matter is pending before the Assessing Officer of Income Tax.
- (d) The Company has received notice of demand in respect of FY 2017-18 and FY 2023-24 towards GST liabilities regarding disallowance of input tax credits, incorrect admissibility of input tax credit and generation of E-way bill with incorrect details. The matters are pending before various forums.

The Company is contesting the above demands of Sales tax and Income tax and the management, including its tax advisors, believe that its position will likely be upheld in the appellate process. No tax expense has been accrued in the financial statements for the tax demand raised.

50 Corporate Social Responsibility

As per Section 135 of the Companies Act, 2013, a company, meeting the applicability threshold, needs to spend at least 2% of its average net profit for the immediately preceding three financial years on corporate social responsibility (CSR) activities. The areas for CSR activities are as described below. A CSR committee has been formed by the Company as per the Act. The funds are utilized through the year on these activities which are specified in Schedule VII of the Companies Act, 2013.

50.1 Particulars	March 31, 2024	March 31, 2023
Gross Amount required to be spent as per Section 135 of the Act	85.00	-
Add: Amount Unspent from previous years	-	-
Total Gross amount required to be spent during the year	85.00	-
50.2 Amount approved by the Board to be spent during the year	85.00	-
50.3 Amount spent during the year on		
(i) Construction/acquisition of an asset	-	-
(ii) On purposes other than (i) above	85.00	-
50.4 Details related to amount spent		
Particulars	March 31, 2024	March 31, 2023
Assistance to Athlete for training at Olympic gold trust	25.00	-
Assistance to College & School	23.75	-
Assistance to Sustainability Engine Foundation for building climate-tech startups	10.00	-
Set up of new Library Room at Girls hostel Nutan Bal Shikshan Sangh, Kosbad	5.50	-
Donation to Connecting Trust	5.00	-
Assistance to Mentally Retarded childrens	5.00	-
Construction of New dometry building at Shirval, Pargaon Khandala	3.75	-
Donation to Ashrams	3.75	-
Support to Epilepsy Surgery Project	2.50	-
Donation to The Poona Music Society Encouraging Music and related activities	0.75	-
Total	85.00	-

Notes forming part of the Financial Statements (Contd.)

for the year ended March 31, 2024

(Amounts in ₹ Lakhs, except share data and unless otherwise stated)

50.5 Details of CSR expenditure in respect of other than ongoing projects

Nature of Activity	Balance unspent as at April 01, 2023	Amount deposited in Specified Fund of Schedule VII of the Act within 6 months	Amount required to be spent during the year	Amount spent during the year	Balance unspent as at March 31, 2024
In areas or subject, specified in Schedule VII of the Companies Act 2013	-	-	85.00	85.00	-

50.6 Details of excess CSR expenditure

Nature of Activity	Balance excess as at April 01, 2023	Amount required to be spent during the year	Amount spent during the year	Balance excess as at March 31, 2024
In areas or subject, specified in Schedule VII of the Companies Act 2013	-	85.00	85.00	-

50.7 Disclosures on Shortfall

Particulars	March 31, 2024	March 31, 2023
Amount Required to be spent by the Company during the year	85.00	-
Actual Amount Spent by the Company during the year	85.00	-
Shortfall at the end of the year	-	-
Total of previous years shortfall	-	-
Reason for shortfall - State reasons for shortfall in expenditure	-	-

- 51 The remuneration payable to promoter director of the Company during the financial year ended March 31, 2024, exceeds the limits prescribed under regulation 17(6)(e) of the Securities and Exchange Board of India (Listing Obligations and Disclosure Requirements) Regulations, 2015, by ₹ 517.70 Lakhs. The remuneration payable to promoter director in excess of the limits has been approved by the Board of Directors and the Company is in the process of placing the same before the shareholders for their approval by special resolution in the forthcoming Annual General Meeting.

- 52 The Company is under active discussions with an Independent Power Producer ("IPP") party for providing full-fledged turnkey services, right from conceptualisation to commissioning of wind turbine generators. The above discussion is basis the understanding that the Company would incorporate a special purpose vehicle which would carry out all the initial relevant activities, including application/approvals from various government authorities. On successful completion of such activities, the IPP party would acquire the shareholding of the SPV.

Accordingly, the Company has incorporated Sangreen Renewables Private Limited (SRPL) on March 23, 2024, to carry out the above activities. Post the year end, all relevant activities have been completed, and the Company is in the process of signing definitive share purchase agreement with the IPP party for transfer of ownership rights over SRPL.

Moreover, as there are no material transactions and balances in SRPL books to be consolidated, the management has decided not to prepare consolidated financial statements for the year ended March 31, 2024.

- 53 The Company has not traded or invested in Crypto currency or Virtual currency during the financial year.
- 54 The Company does not have any undisclosed income which is not recorded in the books of account that has been surrendered or disclosed as income during the year (and previous year) in the tax assessments under the Income Tax Act, 1961 (such as, search or survey or any other relevant provisions of the Income Tax Act, 1961).
- 55 The Company has not entered into any scheme of arrangement which has an accounting impact on current or previous financial year.
- 56 The Company has not been declared wilful defaulter by any bank or financial institution or government or any government authority.
- 57 The Company does not have any Benami property, where any proceeding has been initiated or pending against the company for holding any Benami property.



SANGHVI

Registered/Corporate office

Survey no. 92, Tathawade, Taluka Mulshi, Pune - 411033

Telephone: +91 20 66744700, 8665674701/2/3/4

E-mail: sanghvi@sanghvicranes.com

Website: www.sanghvicranes.com